



# Victoria Dock Primary School Foundation 1

Summer Term: Talk for Writing Nursery Rhymes, Stories and Rhyme Time  
Rhymes and Nursery Rhymes that we will practise and rehearse...




## Talk for Writing Nursery Rhymes & Stories

### Old McDonald



The text for this will be shared with you in the latter half of this half term.

### Rosie's Walk



The text for this will be shared with you in the latter half of this half term.

## Rhyme Time


### Dance

Do a dance says one foot.  
Other foot says let's jiggle.  
Hands say clap, slappity slap.  
And all of me says wriggle.



### Sliced Bread

Slice, slice, the bread looks nice.  
Spread, spread, butter on the bread.  
On the top put jam so sweet,  
Now it's good enough to eat.






# Victoria Dock Primary School Foundation 1

## Summer 1 Topic Overview: When and Where

A little look into our learning journey over the course of this half term...



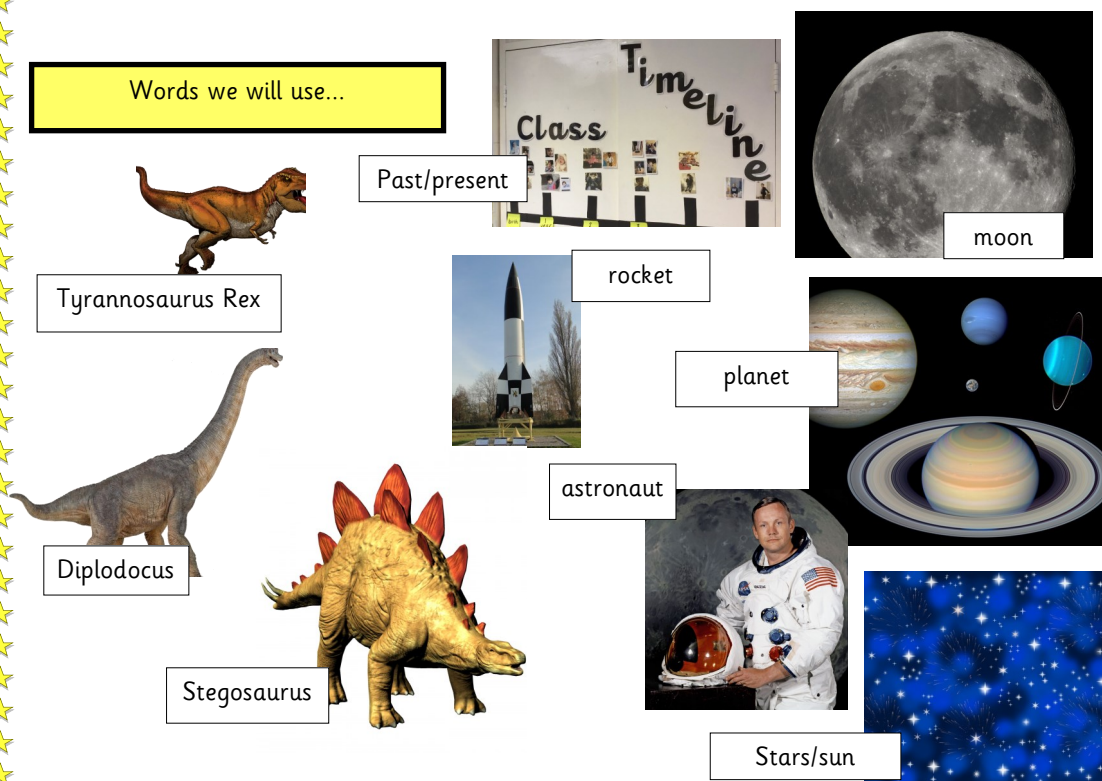
### Books we will read...




### What will I learn?

- To talk about the past; including my own experiences and about dinosaurs.
- To learn more about the world; using observation/senses
- To use a range of techniques and materials to make models.
- To learn about space, rockets and the planets.
- To role play stories and use props to support this e.g. 'Whatever Next'... where a box becomes a rocket.

### Words we will use...



### Artists– Michelle Reader



### Scientist– Charles Darwin



### Development Matters

- Talk about what they see, using a wide vocabulary
- Begin to make sense of their own life-story and family's history.
- Explore how things work.
- Explore and talk about different forces they can feel.
- Take part in simple pretend play, using an object to represent something else even though they are not similar.
- Join different materials and explore different textures. Explore different materials freely, to develop their ideas about how to use them and what to make




# Victoria Dock Primary School Foundation Stage

## Summer 1 Topic Overview: When and Where

Explore the activities below to support and deepen learning throughout the course of this half term ...



<p>Make a dinosaur... You can use any material or media you like e.g. pencils., junk modelling, paint, playdough or even Lego.</p>	<p>Use a book or the internet to find out a fact about your favourite dinosaur...</p>	<p>Do you have any dinosaur books at home to share in class? You could even take a trip to the library...</p>	<p>Make salt dough... 2 cups of plain flour 1 cup salt 1 cup water. You could make dino bones/fossils.</p>
<p>Compare two types of dinosaurs... how do they look? What do they eat? Do they have any features that are the same or different?</p>	<p>Design your very own type of dinosaur... you could draw it too! What colour will be ? How many legs? What does it eat? Will it fly?</p>	<p>Learn about the different planets... can you tell a member of your family a fact?</p>	<p>Planet craft... </p>
<p>Learn about the moon landing...Can you watch a video of this?</p>	<p>You are going on an adventure to space... What will you take with you? Pack a bag of things...</p>	<p>Go outside when it is dark, or look out of the window and talk about what you can see. Can you count the stars? Can you find the moon? Does the sky change from one night to the next?</p>	<p>Rocket on a string - Make a simple cardboard tube rocket with a deflated balloon taped to it, thread a string through the tube and ask two people to hold either end. Then ask an adult to blow up the balloon and release it. How far will your rocket travel?</p>

### Homework Bingo

Over the course of the half term, complete as many homework challenges as you can to receive the below awards...

1-4 challenges: Round of applause in front of the class

5-8 challenges: Sticker

9-11 challenges: Certificate

All 12 challenges: Prize out of the Prize Box

Mark off each of the activities you have completed and bring this sheet to your class teacher in the final week of the half term. If you would like to share evidence of your completed challenges please feel to upload to Tapestry for us to see!



## Victoria Dock Primary School Foundation 2

Summer Term: Talk for Writing Nursery Rhymes, Stories and Rhyme Time  
Rhymes and Nursery Rhymes that we will practise and rehearse...




### Talk for Writing Nursery Rhymes & Stories

#### The Little Red Hen



The text for this will be shared with you in the latter half of this half term.

#### Whatever Next



The text for this will be shared with you in the latter half of this half term.

### Rhyme Time

#### Pitter Patter

Pitter patter falls the rain,  
On the roof and window pane.  
Softly, softly it comes down,  
Makes a stream that runs  
around.  
Flowers lift their heads and  
say,  
“A nice cool drink for us  
today.”



#### I Have a Little Frog

I have a little frog,  
His name is Tiny Tim,  
I put him in the bathtub,  
To see if he could swim.  
He drank up all the water,  
And gobbled all the soap.  
And when he tried to talk,  
There were bubbles in his  
throat.





# Victoria Dock Primary School Foundation 2

## Summer 1 Topic Overview: When and Where

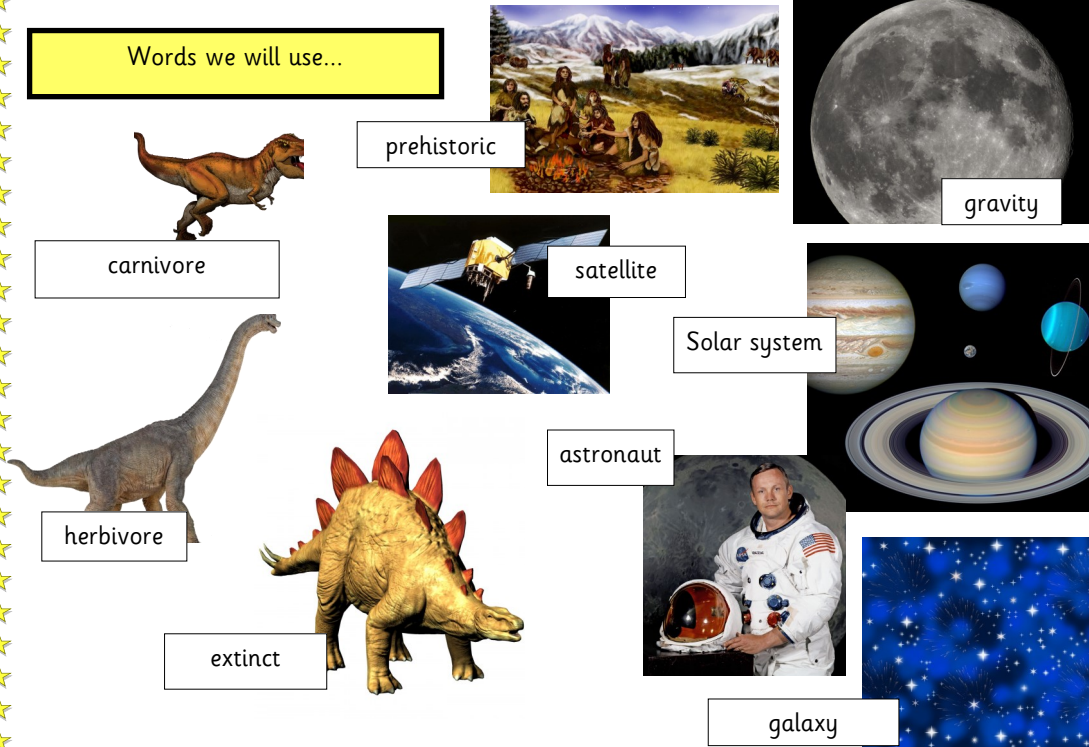
A little look into our learning journey over the course of this half term...



### Books we will read...



### Words we will use...



### What will I learn?

- To talk about the past; including my own experiences and how life has changed from the time of the dinosaurs and the space race.
- To learn more about the world; using observation/senses
- To use a range of techniques and materials to make/refine models' including props for role play.
- To learn about space, rockets and the planets.
- To role play stories and use props to support this e.g. 'Whatever Next' where a box becomes a rocket.

Artists– Michelle Reader

Scientist– Charles Darwin

### Development Matters

- Comment on images of familiar situations in the past
- Compare and contrast characters from stories, including figures from the past.
- Explore the natural world around them.
- Return to and build on their previous learning, refining ideas and developing their ability to represent them.
- Develop storylines in their pretend play




# Victoria Dock Primary School Foundation Stage

## Summer 1 Topic Overview: When and Where

Explore the activities below to support and deepen learning throughout the course of this half term ...



<p>Make a dinosaur... You can use any material or media you like e.g. pencils., junk modelling, paint, playdough or even Lego.</p>	<p>Use a book or the internet to find out a fact about your favourite dinosaur... Can you write the fact down using Fred fingers, finger spaces and letter formation.</p>	<p>Do you have any dinosaur books at home to share in class? You could even take a trip to the library...</p>	<p>Make salt dough... 2 cups of plain flour 1 cup salt 1 cup water. You could make dino bones/fossils.</p>
<p>Compare two types of dinosaurs... how do they look? What do they eat? Do they have any features that are the same or different?</p>	<p>Design your very own type of dinosaur... you could draw it too! What colour will be ? How many legs? What does it eat? Will it fly?</p>	<p>Learn about the different planets... can you tell a member of your family a fact?</p>	<p>Planet craft...</p> 
<p>Learn about the moon landing...Can you watch a video of this?</p>	<p>You are going on an adventure to space... What will you take with you? Pack a bag of things or write a list of what you will take.</p>	<p>Go outside when it is dark, or look out of the window and talk about what you can see. Can you count the stars? Can you find the moon? Does the sky change from one night to the next?</p>	<p>Rocket on a string - Make a simple cardboard tube rocket with a deflated balloon taped to it, thread a string through the tube and ask two people to hold either end. Then ask an adult to blow up the balloon and release it. How far will your rocket travel?</p>

### Homework Bingo

Over the course of the half term, complete as many homework challenges as you can to receive the below awards...

1-4 challenges: Round of applause in front of the class

5-8 challenges: Sticker

9-11 challenges: Certificate

All 12 challenges: Prize out of the Prize Box

Mark off each of the activities you have completed and bring this sheet to your class teacher in the final week of the half term. If you would like to share evidence of your completed challenges please feel to upload to Tapestry for us to see!