

WC. 25 th January 2021	Monday	Tuesday	Wednesday	Thursday	Friday
Maths	Multiplication- Make equal groups LIVE LESSON- 10:30	Multiplication- Add equal groups	Multiplication- Add equal groups	Multiplication- Make arrays LIVE LESSON- 10:30	Multiplication- Make arrays
Reading/Phonics	Green Group: See daily lessons provided Yellow Group: See daily lessons provided Grey Group: See daily lessons provided GR Group: Text Focus: Castle Poems				
Spelling/ Handwriting	kn-/gn- focus	kn-/gn- focus	kn-/gn- focus LIVE LESSON- 10:30	kn-/gn- focus	Handwriting
Writing	Poems	Likes and Dislikes LIVE LESSON- 10:30	Sharing compliments	All about me	All about me poem LIVE LESSON- 10:30
Topic Activities	Robin Hood Challenges		Screen free afternoon	Robin Hood Challenges	
Jigsaw	Working towards a goal.				

Make equal groups

- Count in multiple of 2,5 and 10.
- Recall multiplication and division facts for 2,5 and 10 and use them to solve simple problems, demonstrating an understanding of commutativity as necessary.

Find some objects around your house that you can use to create equal groups- you can use coins, pieces of pasta, smarties. Upload your photos to Microsoft Teams. See examples below.



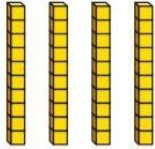
Create 4 equal groups of 2.



Create 3 equal groups of 4.

Task 1-

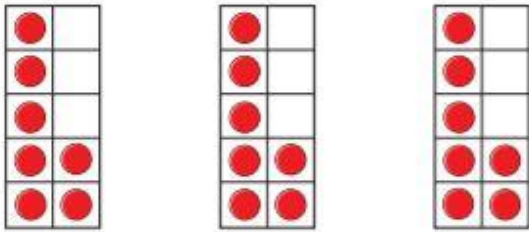
1. Create 3 equal groups of 2.
2. Create 5 equal groups of 3.
3. Create 4 equal groups of 6.
4. Create 2 equal groups of 10.
5. Create 3 equal groups of 5.
6. Create 5 equal groups of 4.
7. Create 2 equal groups of 7.
8. Create 4 equal groups of 3.

Question	Answer Box (for working online)
<p>Fluency 1 Complete the sentences.</p> <p>a)</p>  <p>There are <input type="text"/> equal groups of 10</p> <p>There are <input type="text"/> tens.</p>	

Fluency 2-

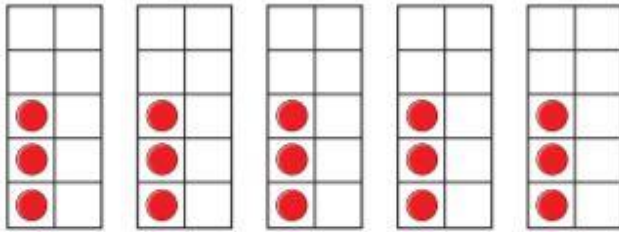
The ten frames show equal groups.

a)



There are equal groups with
in each group.

b)



There are equal groups with
in each group.


Application 1

How can Eva make the groups equal?



Monday 25th January

Guided Reading- Castle Poems

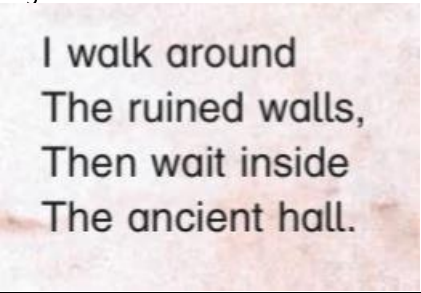
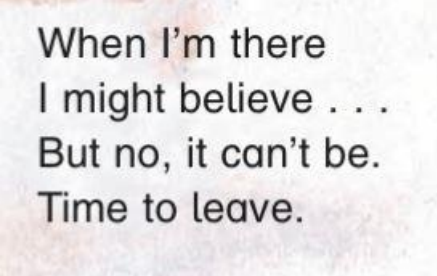


Your text this week is Castle Poems. This can be accessed via Oxford Owl (Who Eats Who? oxfordowl.co.uk) – you will need to go to the website Oxford Owl for School and Home and use this login to access the text.

Username: VDPSY2

Password: Joyce

Read the poem on page 2-3 “The Castle” by Tony Bradman and answer the following questions.

Question	Answer
1. What is the poem about?	
2. What does the poet say happens to time when they are in the castle?	
3. This is a rhyming poem, in the verse below what are the two words that rhyme? 	
4. In the third verse what does the poet say the castle does not have?	
5. In verse four what are the noises the poet describes hearing?	
6. Re read the final verse below. What does the poet believe? 	

Monday 25th January

Reading: Poetry

Read some different poems about people and emotions.

Choose one to focus on and record your thoughts.

- What did you think of them poem?
- How did it make you feel?

Write your thoughts in your book or record a little video to submit for your work today.

Emotions

Happy one minute
Sad the next
Excited then worried
Emotions are complex.

Feelings are coming and going
To-ing and fro-ing
Ebbing and flowing
Over and over again.

Nervous and worried,
Scared and down
Eager and ecstatic
Happy with a frown!

You're feeling the strain!



A mixture of emotion
Just filling your brain.
They cause such a commotion
Oh what a drain!

Change happens all the time!
Change is normal
Change can be fun
Change can be scary
Change must be done



So take your friend's hand
And in friendship be bold
Move on in the world
And let the future unfold

By Debbie Palphreyman
©ELSA Support 2016





What makes a hero?



*You might think a hero wears a cape
Tied around their shoulders with a bit of tape.
Superpowers like flying high,
Who never feel the need to cry.*

*But those children who stay at home,
Unable to wander and roam.
Occupying themselves in a new routine,
Behind their doors where they can't be seen.*

*Are every bit heroes to our nation,
Their resilience, optimism, and determination,
To help the coronavirus disappear.
Soon there will be hope not fear.*

*So heroes stay strong and proud.
The sun is behind every cloud.
It won't be long before your work is done,
And you will be back at school having lots of fun.*

© elsa-support 2020





Emotions

Any Way I Feel

(Teacher leads chant. Children respond with bolded expressions.)

When I am happy, I laugh. **Ha, ha, ha.**

When I am sad, I cry. **Boo, hoo, hoo.**

When I am angry, I yell. **Rats, rats, rats.**

When I am down, I sigh. **Ahh, ahh, ahh.**



Any way I feel, I can show it to you.

Do you ever feel the same way, too?

When I am tired, I yawn. **Aw, aw, aw.**

When I am silly, I giggle. **Hee, hee, hee.**

When I am sick, I moan. **Oh, oh, oh.**

When I am excited, I wiggle. **Jiggle, jiggle, jiggle.**

Any way I feel, I can show it to you.

Do you ever feel the same way, too?



Monday 25th January

Spelling: Spelling kn- and gn-

Word list

knead

knew

knight

knob

know

kneel

knife

knee

knickers

knit

knock

knuckle

knives

knot

gnarled

gnaw

gnash

gnome

gnat

sign

Task 1: Read the verse below. Can you work out what the silent letter is?

Silent (verse 1)



I am a silent letter

Can you guess what I might be?

If you're not quick

a knight might

nick your knickers

a knife might nick

your knuckle

a knob of butter might knock your

kneading

or even knot and kneel on your knitting

I hope you know by now

What silent letter am I?



Task 2: There is another silent letter in this poem. Can you find it?

Silent (verse 2)

I hope you're good again

At this silent letter guess

I am a silly gnat

that wants to gnash and gnaw

at the gnarled old tree

I left my sign behind

for the gnome to come and find

What silent letter am I?



Your Challenge Explained...



Dear Year 2,

I need more men and women to join my gang of Merry Men in order to defeat the evil Sheriff of Nottingham. I am going to send you a series of challenges that you need to pass in order to become part of my trusty crew.

Good Luck with your challenges my friends. I will be in touch.

*Robin
Hood*

A hand-drawn scroll with two wooden rollers on the left and right sides. The scroll is unrolled in the center, showing text. The rollers have a circular top and a small knob. The scroll itself is a simple line drawing with some shading to indicate its cylindrical shape.

Challenge 1

Hello Friend

To make sure you will be safe and know your way around the forest I need to know you have a good knowledge of habitats within the forest.

Your first task is to sort the animals into their different habitats before we look more closely at the forest.

When you are ready to look at the forest I want you to make 3 different food chains you might find.

Robin Hood

A hand-drawn scroll with a central rectangular area containing text. The scroll is held by two cylindrical rollers on the left and right sides, each with a small knob on top and a small loop at the bottom. The text is written in a simple, black, sans-serif font. The signature 'Robin Hood' is written in a cursive, handwritten style in the bottom right corner of the scroll's central area.

Challenge 2

Hello Once Again,

In the forest we have to be very good at making fine feasts to feed yourself and your fellow Merry Men. In order to do this I need to see that you can do this.

Your second challenge is to make yourself a sandwich or some lunch. You must make this on your own although you are permitted to ask an adult if you need to use a knife or peeler. I'd like evidence of this so please take a picture of your finished product.

Robin
Hood

A hand-drawn scroll with two wooden rollers on the left and right sides. The scroll is unrolled in the center, showing text. The rollers have a textured, wood-grain appearance. The scroll itself is a simple black outline.

Challenge 3

Good Morn my warrior,

To be part of my crew I need to know you can be a kind and generous member of my team.

Your challenge today is to give as many compliments as you can. Think about how you can make people feel more positive and happy by giving them compliments.

I will be listening so make sure you complete this challenge.

Robin
Hood

A hand-drawn scroll with two wooden rollers on the left and right sides. The scroll is unrolled in the center, showing text. The rollers have a circular top and a small protrusion at the bottom. The scroll itself is a simple black outline with some shading to indicate its cylindrical shape.

Challenge 4

I hope thee are well this morning.

Your challenge for today needs your full attention and probably a little help. In order to be part of my crew you will need some equipment to help you defend the poor from King John and The Sheriff of Nottingham.

You can choose to make a bow and arrow or design and make a shield to protect yourself. Your leader will share some ideas of how you can do this.

Robin
Hood



Challenge 5

Good morning my dear people,

Today you must show your ability to produce perfect script. Quills be at the ready.

Decode the message using your powers of deduction and then practise writing this message in your neatest script.

Robin
Hood




Challenge 6

Your week of challenges are coming to an end. I am impressed with your dedication and enthusiasm for wanting to become part of my crew.

Your final challenge of the week is a physical one. You must strong, fit and stealthy in order to join my crew.

Using whatever equipment you have at home, I want you to design an assault course to challenge your physical skills. Make sure you include some target practise. Take a picture or ask another to film you completing your challenge.

*Robin
Hood*



TOP SECRET

Can you decode the secret messages below using the cipher key?



a	b	c	d	e	f	g	h	i	j	k	l	m	n	o	p	q	r	s	t	u	v	w	x	y	z	.	!
1	2	3	4	5	6	7	8	9	10	11	12	13	14	15	16	17	18	19	20	21	22	23	24	25	26	27	28

— — — — — — — — — — — — — — — — — — — —
 12 15 14 7 12 9 22 5 18 15 2 9 14 8 15 15 4 28

— — — — — — — — — — — — — — — — — — — — — — — — — — — —
 23 5 12 3 15 13 5 20 15 20 8 5 13 5 18 18 25 13 5 14 28

Add equal groups

- Count in multiple of 2,5 and 10.
- Recall multiplication and division facts for 2,5 and 10 and use them to solve simple problems, demonstrating an understanding of commutativity as necessary.

Question	Answer Box (for working online)
<p>Fluency 1</p> <p>Complete the sentences.</p>  <p>There are <input type="text"/> apples in each bag.</p> <p>There are <input type="text"/> bags.</p> <p>There are <input type="text"/> equal groups of <input type="text"/></p> <p>There are <input type="text"/> apples altogether.</p> <p><input type="text"/> + <input type="text"/> + <input type="text"/> + <input type="text"/> = <input type="text"/></p>	
<p>Fluency 2-</p> <p>How many sweets are there?</p>  <p><input type="text"/> + <input type="text"/> + <input type="text"/> = <input type="text"/></p> <p>There are <input type="text"/> sweets.</p>	

Fluency 3

How many marbles are there?

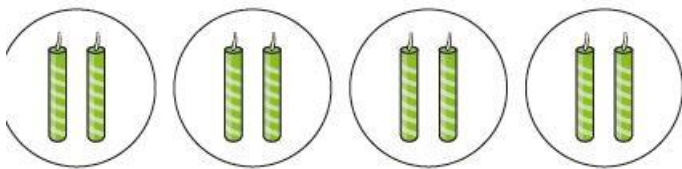


$$\square + \square + \square = \square$$

There are marbles.

Fluency 4

How many candles are there?



$$\square + \square + \square + \square = \square$$

There are candles.

Application 1

Is Millie correct?



These groups make the same amount.

Prove it!

Application 2


True or False?

3 groups of 2 is the same as 2 groups of 3.

$$6 + 6 + 6 = 12$$

Tuesday 26th January

Guided Reading- Castle Poems




Your text this week is Castle Poems. This can be accessed via Oxford Owl (Who Eats Who? oxfordowl.co.uk) – you will need to go to the website Oxford Owl for School and Home and use this login to access the text.

Username: VDPSY2

Password: Joyce

Read the poem on page 12 “My Castle” by Jean Kenward and answer the following questions.

Question	Answer
1. What is the poem about?	
2. In the first verse what does the poet say is going to be in every corner?	
3. This is a rhyming poem, in the verse below what are the two words that rhyme? I'm building every wall as thick as castle walls must be to keep the flying arrows out and beat the enemy.	
4. Why does the poem say the castle walls have to be thick?	
5. In verse three how far down does it say the dungeon will be built and what will it be used for?	
6. In the final verse who is there going to be a battle between?	
7. Have a look at the picture from the poem, who do you think is saying the poem? 	
8. At the end of the poem what does the little girl not want to happen when she goes to bed.	

Week 4- Tuesday 26th January- Read, Write Inc links

Green Group-

oy sound (reading)- <https://schools.ruthmiskin.com/training/view/thG8boso/rymgelkl>

oy sound (spelling)- <https://schools.ruthmiskin.com/training/view/zat1g7Ci/exLZwKv4>

Red Words- <https://schools.ruthmiskin.com/training/view/GrHNEZcm/WPdAzAHl>

Yellow Group-

ai sound (reading)- <https://schools.ruthmiskin.com/training/view/AvEWsLIT/6ib324sY>

ai sound (spelling)- <https://schools.ruthmiskin.com/training/view/xrtQbkDa/Y9PoVU3F>

Red Words - <https://schools.ruthmiskin.com/training/view/5V73jKSH/gCYU5dgY>

Grey Group-

ai sound (reading)- <https://schools.ruthmiskin.com/training/view/AvEWsLIT/6ib324sY>

ai sound (spelling)- <https://schools.ruthmiskin.com/training/view/xrtQbkDa/Y9PoVU3F>

Red Words - <https://schools.ruthmiskin.com/training/view/h0MGBuWK/PLtrpQct>

Please also remember to access Oxford Owl to read. We encourage children to try and read daily either by themselves or with an adult. You can access the Oxford Owl website [Oxford Owl for School and Home](#) and use this login to access different text. Or you can read the free ebooks on the website.

Username: VDPSY2

Password: Joyce

Tuesday 26th January

Writing: Who are you?

Task 1: Think about what you like and dislike. Talk to another person in your house about what you like and dislike as well as why.







In your book you need to write a list of your likes and dislikes but in a sentence.

For example, I like crumpets because they are crunchy. I dislike ghosts because they make me feel scared.

Tuesday 26th January

Spelling: Silent k – kn

Task 1: Fill in the missing gaps with the /kn/ sound.

	--ock	--ight	
	--ife	--ee	
	--itting	--ot	

Task 2: Read the sentences and fill in the missing gaps with the /kn/ sound. Remember to use your Fred Fingers if you get stuck.

I really hurt my _____ when I banged it on the table.

Bo loves to do some _____ after dinner when he's sat by the fire.

"Do you know how to tie this _____?"

You can cut those strawberries first, but be careful because the _____ is sharp.


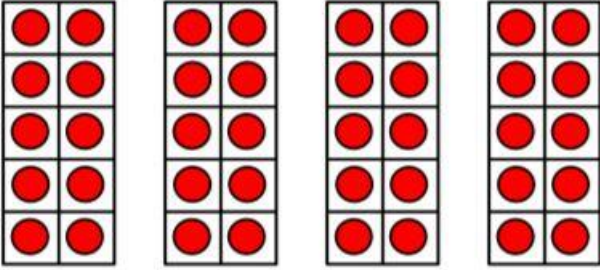





The _____ saved the day by rescuing the princess.

"_____, _____."

"Who's there?"

Add equal groups

- Count in multiple of 2,5 and 10.
- Recall multiplication and division facts for 2,5 and 10 and use them to solve simple problems, demonstrating an understanding of commutativity as necessary.

Question	Answer Box (for working online)
<p>Fluency 1- Write the number sentences to represent the pictures.</p> <p>a.</p>  <p>b.</p>  <p>c.</p> 	
<p>Fluency 2- Write the number sentences for the pictures below.</p>    	

Fluency 3

b




There are _____ equal groups with _____ in each group.

There are _____ 4s.

_____ + _____ + _____ = 12

Application 1

Jack says the picture below shows $3 + 3$.



Is Jack correct? Explain how you know.

Application 2- True or false? Explain your answer.

a.


$$5 + 5 = 2 + 2 + 2 + 2 + 2$$

$$6 + 6 = 3 + 3 + 3$$

b.

Wednesday 27th January

Guided Reading- Castle Poems



Your text this week is Castle Poems. This can be accessed via Oxford Owl ([Who Eats Who? oxfordowl.co.uk](http://WhoEatsWho?oxfordowl.co.uk)) – you will need to go to the website [Oxford Owl for School and Home](http://OxfordOwlforSchoolandHome) and use this login to access the text.

Username: VDPSY2

Password: Joyce

Read the poem on page 8 “The Castle on the hill” by John Foster and answer the following questions.

Question	Answer
1. What is around the castle?	
2. In the poem, what is beyond the door?	
3. What stands across from the courtyard?	
4. In the poem, what is inside the tower?	
5. What is across the door?	
6. Who is behind the door and what are they doing?	
7. What two lines are repeated in the poem?	

Week 4- Wednesday 27th January- Read, Write Inc links

Green Group-

ay sound (reading)- <https://schools.ruthmiskin.com/training/view/CwGjHK4m/rpaun74F>

ay sound (spelling)- <https://schools.ruthmiskin.com/training/view/nfruy6Tt/dJTEGKod>

Red Words- <https://schools.ruthmiskin.com/training/view/MBJ1TCdX/FTVVz9Bd>

Yellow Group-

oa sound (reading)- <https://schools.ruthmiskin.com/training/view/DyQgZUTU/LnuSPnWN>

oa sound (spelling)- <https://schools.ruthmiskin.com/training/view/6wU8nA5e/Eph3ulta>

Red Words - <https://schools.ruthmiskin.com/training/view/o9Hz9JT6/DHr2c0p9>

Grey Group-

oa sound (reading)- <https://schools.ruthmiskin.com/training/view/DyQgZUTU/LnuSPnWN>

oa sound (spelling)- <https://schools.ruthmiskin.com/training/view/6wU8nA5e/Eph3ulta>

Red Words - <https://schools.ruthmiskin.com/training/view/Fa0wsQmw/Wvgx3HyS>

Please also remember to access Oxford Owl to read. We encourage children to try and read daily either by themselves or with an adult. You can access the Oxford Owl website [Oxford Owl for School and Home](#) and use this login to access different text. Or you can read the free ebooks on the website.

Username: VDPSY2

Password: Joyce

Wednesday 27th January

Writing: Sharing Compliments

Quiz: Compliment or insult?

Compliment or insult?	Compliment	Insult
You have beautiful long hair.		
I don't like your glasses.		
I'd love to spend some more time talking to you.		
I'm really impressed with your excellent drawings.		
Your food stinks.		
You're clothes are ugly.		
Your lovely smile is cheering up my day.		







Task 2: Choose someone you admire. That is someone who you think is brilliant and would like to be friends with (if you're not already). Think about what you might say to them to give them a compliment.

Write 5 sentences in your book to show what compliments you would give them. There are some examples of how to do this on today's teaching slides.

Wednesday 27th January

Spelling: Silent n - gn

Task 1: Fill in the missing gaps with the /gn/ sound.

	__ome	si__	
	si__ed	desi__	
	__aw	__at	

Task 2: Read the sentences and fill in the missing gaps with the /gn/ sound. Remember to use your Fred Fingers if you get stuck.

I keep getting bitten by that annoying _____!
Everyone is going to _____ a new toy today and then we're going to make them.
My mum _____ the form so I could go on the school trip.
Bob the dog loves to _____ on a juicy bone.
Jivan has a new _____ to add to her garden.
"Follow the _____ Henry. It will take you down to the beach."

Thursday 28th January

Find some objects around your house that you can use to create arrays- you can use coins, pieces of pasta, smarties. Upload your photos to Microsoft Teams. See examples below.



Create an array of $2 + 2 + 2$.




Create an array of $4 + 4$.

Task-

1. Create an array of $2+2$
2. Create an array of $3+3+3+3$
3. Create an array of $2+2+2+2+2$
4. Create an array of $5+5$
5. Create an array of $3+3+3$

Thursday 28th January

Guided Reading- Castle Poems




Your text this week is Castle Poems. This can be accessed via Oxford Owl (Who Eats Who? oxfordowl.co.uk) – you will need to go to the website Oxford Owl for School and Home and use this login to access the text.

Username: VDPSY2

Password: Joyce

Read the poem on page 4-5 “Time Slip” by Wendy Larmont and answer the following questions.

Question	Answer
1. Where are the children playing?	
2. What word is used to describe the howling?	
3. Read the second verse and look at the picture below, what could the blackness around the castle be? 	
4. In the third verse who is “high on the battlements”?	
5. What are the two boys called by the archer?	
6. In the final verse on page 5, what started lowering?	
7. What drew nearer?	
8. Who was the rider?	
9. Finally, what do you think might happen next?	

Week 4- Thursday 28th January- Read, Write Inc links

Green Group-

ee sound (reading)- <https://schools.ruthmiskin.com/training/view/stMGpj2K/RwF1mlaa>

ay sound (spelling)- <https://schools.ruthmiskin.com/training/view/stMGpj2K/RwF1mlaa>

Red Words- <https://schools.ruthmiskin.com/training/view/VPwkcZOR/o4EqKFBN>

Yellow Group-

ew sound (reading)- <https://schools.ruthmiskin.com/training/view/AbYSpOoW/deh5cx0t>

ew sound (spelling)- <https://schools.ruthmiskin.com/training/view/3qyhDFCH/hhbZPNsj>

Red Words - <https://schools.ruthmiskin.com/training/view/L11yI3Ze/3HyAaHgJ>

Grey Group-

ew sound (reading)- <https://schools.ruthmiskin.com/training/view/AbYSpOoW/deh5cx0t>

ew sound (spelling)- <https://schools.ruthmiskin.com/training/view/3qyhDFCH/hhbZPNsj>

Red Words - <https://schools.ruthmiskin.com/training/view/UZmcsU4P/8s6Fs6ui>

Please also remember to access Oxford Owl to read. We encourage children to try and read daily either by themselves or with an adult. You can access the Oxford Owl website [Oxford Owl for School and Home](#) and use this login to access different text. Or you can read the free ebooks on the website.

Username: VDPSY2


Password: Joyce

Thursday 28th January

Writing: All about Me

At the end of the week you are going to write a poem about yourself, including somethings you like about yourself. Today we would like you to write down all of the things you love about yourself. It can be about your personality, how you look or the things your body can do. There is a template below or you can draw a picture and write these in your books.

In your writing you must include some adjectives. For example, my big, beautiful eyes, my fun sense of humour.



Me

I love me.
I love the way I shoot through the sky when I jump,
 jump, JUMP.
I love my stretchy arms and all the shapes I can make.
I love my wobbly belly and my wiggly toes.
I love my curly hair and my brown skin.
I love my brain,
my brilliant thinky brain that maps my voyages and
 paints my daydreams.
But sometimes there are days when I'm not sure I love
 me as much as the day before.
So on those days
I squeeze my eyes shut.
I take a deep breath in.

And I blow that thought away ,
away.

So far away.

And I hug my arms around me and squish me hard.
Then
I jump and I stretch and I leap up high.
And I sing and I shout and make shapes and I wiggle
 my toes and wobble my belly
and I dance on my head and think all my thinks.
And I remember just how much
I LOVE BEING ME.

Me Copyright © Swapna Haddow 2020

THE BOOK OF HOPE'S

Words and Pictures to Comfort, Inspire and Entertain Children



Colour Words


black
blonde
blue
brown
dark
ginger
gold
green
grey
light
orange
pink
purple
red
white
yellow

Parts of the Body

ankle
brain
cheek
ears
elbow
eye
finger
hair
head
heart
mouth
nose
shoulder
stomach
toe
wrist

Adjectives

brave
caring
chatty
curly
freckled
friendly
polite
smart
smooth
soft
straight
strong
thoughtful
wavy
wiggly
wrinkly



Things You Can Do

climb read
dance talk
explore think
feel walk
find watch
laugh wiggle
learn work
play write

Read it for free: literacytrust.org.uk/bookofhopes

Cover illustration copyright © Axel Scheffler 2020

The Book of Hopes, published by Bloomsbury Children's Books 2020



BLOOMSBURY



Thursday 28th January

Spelling: Word Detective

Task: Complete the task below. Make a list of any words you find in your book.



Word Detective

RISING STARS
Spelling

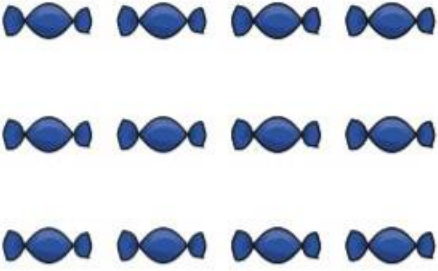

You have five minutes to be a word detective! Collect a selection of books or magazines you might have in your house. Look through the reading materials available to you and find as many examples as possible of silent letters! Sshh!




Autumn Term Unit 6 © Rising Stars UK Ltd 2016

Make arrays

- Count in multiple of 2,5 and 10.
- Recall multiplication and division facts for 2,5 and 10 and use them to solve simple problems, demonstrating an understanding of commutativity as necessary.

Question	Answer Box (for working online)
<p>Fluency 1-</p>  <p>How many rows are there?</p> <p>There are <input type="text"/> rows.</p>	
<p>Fluency 2-</p>  <p>How many columns are there?</p> <p>There are <input type="text"/> columns.</p>	
Fluency 3	



Complete the sentences.

a) There are counters in each row.

There are rows.

There are counters altogether.

b) There are counters in each column.

There are columns.

There are counters altogether.

Have a go at making some of your own arrays at home.


How many columns?

How many rows?

How many pieces altogether?

Friday 29th January

Guided Reading- Castle Poems



Your text this week is Castle Poems. This can be accessed via Oxford Owl (Who Eats Who? oxfordowl.co.uk) – you will need to go to the website Oxford Owl for School and Home and use this login to access the text.

Username: VDPSY2

Password: Joyce

Read the rest of the poem “Time Slip” by Wendy Larmont on pages 5-6 and answer the following questions.

Question	Answer
1. What does the knight think the boys are doing?	
2. In verse 2 what did the boys say they were doing?	
3. In verse 3 why was the knight angry?	
4. What happened to the sword in verse 3?	
5. What had happened to the castle in verse 4?	
6. At the end of verse 4, who are the boys talking about being gone?	
7. What did the boys think had happened?	
8. What could be seen all around the boys?	

Week 4- Friday 29th January- Read, Write Inc links

Green Group-

igh sound (reading)- <https://schools.ruthmiskin.com/training/view/txo8iVWu/OKofpNIA>

igh sound (spelling)- <https://schools.ruthmiskin.com/training/view/TIRqecmi/OX2fAlv8>

Red Words- <https://schools.ruthmiskin.com/training/view/Twi0g4nL/ZkMnhWUf>

Yellow Group-

ire sound (reading)- <https://schools.ruthmiskin.com/training/view/73c3WJjO/GE3Bjfw>

ire sound (spelling)- <https://schools.ruthmiskin.com/training/view/KHeJRevr/oi298JGO>

Red Words - <https://schools.ruthmiskin.com/training/view/vzMa8Ff7/FeLrgsYB>

Grey Group-

ire sound (reading)- <https://schools.ruthmiskin.com/training/view/73c3WJjO/GE3Bjfw>

ire sound (spelling)- <https://schools.ruthmiskin.com/training/view/KHeJRevr/oi298JGO>

Red Words – <https://schools.ruthmiskin.com/training/view/wYIy9lpU/qgMtK0KF>

Please also remember to access Oxford Owl to read. We encourage children to try and read daily either by themselves or with an adult. You can access the Oxford Owl website [Oxford Owl for School and Home](#) and use this login to access different text. Or you can read the free ebooks on the website.

Username: VDPSY2

Password: Joyce

Friday 29th January

Writing: Poem: Me

Task: Using all of the words and compliments you collected about yourself, we would like you to have a go at writing your own version of the poem, 'Me'.

Can you include the following in your work?

Points	Success Criteria	How did I do?
1	Capital Letters and Full stops	
1	Use adjectives in your sentence	
1	Neat handwriting	
2	Use noun phrases to describe the sheriff	
2	Use a conjunction (and, but, so, because) to improve the sentence and add information.	

This needs to be written in your yellow book please.

Dd

Dd

Dd

Dd

Dd

© 2016 Teach Children Ltd

Gg

Gg

Gg

Gg

Gg

© 2016 Teach Children Ltd

Qq

© 2016 Teach Children Ltd

Oo

© 2016 Teach Children Ltd

Jigsaw- 29th January 2021

This week we would like you to pick something to do with your family and work together to do that chosen activity, for example you could do a bit of baking together, create a fort. Whatever you choose, don't forget to work together as a team and send a picture on Class Dojo/ Microsoft Teams!

Have fun!