



Victoria Dock Primary School Home Learning Plan



Foundation 2

Week Commencing 4th January


As your child is absent from school at the moment, please read the following information in order for your child to continue their education until they can return to school. These resources, activity ideas and picture prompts are aligned with the teaching taking place in school and wherever possible video links and additional instructions are given to help support your child. All completed work should be returned to school when your child returns. It will then be looked at by school staff following a quarantine period.

The continued use of Tapestry will allow Parents and Teachers to communicate so that questions and queries can be asked and information and advice shared. Some of the activities outlined below may have a 'Tapestry' logo next to them, meaning that photos or videos could be uploaded to show evidence of your child completing the activity.



** If you are unable to access resources and would prefer a paper copy of these instructions please contact the school office.

Area of Learning	Theme: 'People Who Help Us'.			
Phonics				
Reading	<p>'Story of the week'</p> <p>Listen to the story of Oliver's vegetables: https://www.youtube.com/watch?v=2yvllKqyVUc</p> <p>Look through your kitchen cupboards and sort foods into healthy and unhealthy.</p> <p>Then sort foods into the main food groups by using the picture of the 'Eat Well Plate' attached. Which foods are dairy, carbohydrate, fat etc?</p>	<p>Activity 1</p> <p>Listen to the story of Oliver's Fruit Salad: https://www.youtube.com/watch?v=jcTprkImlmI</p> <p>Make a fruit salad together and discuss safety features associated with knives/washing hands. For example you could use the steps below:</p> <ol style="list-style-type: none"> 1. First wash your hands. 2. Next peel the banana and chop it up. 3. Then cut the grapes in half. 4. After cut the top off the strawberry. 5. Lastly pour the juice in the bowl and mix. <p>Write a list of ingredients for your fruit salad using your Fred Fingers for spelling. Encourage your child to be as independent as possible-even if this is just the initial sound in the words. The spelling doesn't have to be correct either.</p>	<p>'Reading for Pleasure'</p> <p>Reading books at home with your child is a vital part in a child's journey when learning to read: https://www.youtube.com/watch?v=iHMI7OZmxIQ&list=PLDe74j1F52zSCiOMSn3zQDSzgu9TrbQ1c&index=9</p> <p>Read a book of your choice at home to/with your child. After you have read the book try to retell the story. You can prompt your child with questions such as 'what happened in the beginning, middle, end?'</p>	<p>'Fred Talk Game'</p> <p>What is Fred Talk: https://www.youtube.com/watch?v=dEzfpod5w_Q</p> <p>Fred Talk Game: Fred instructs the children to jump, hop, skip, dance...</p> <ol style="list-style-type: none"> 1. Say: Fred says can you 'j-u-m-p'. Ask children to repeat. Pause to allow children to jump in with the whole word 'jump'. 2. Say: j-u-m-p, jump. Ask children to repeat and then carry out the action. <p>Repeat with: h-o-p, s-k-i-p, j-u-m-p, c-l-a-p.</p>
Maths	<p>Shape</p> <p>Go around your home and find shapes with:</p> <ul style="list-style-type: none"> 1 side 2 sides 3 sides 4 sides 	<p>Subitising Number 5</p> <p>Watch: https://www.youtube.com/watch?v=PSIA-u_ABmU</p> <p>Have the Numberblock 5. Sing 'Numberblock 5 sat on the wall, Numberblock 5 then had a great</p>	<p>Number Bonds to 5- Fruit salad</p> <p>Watch: https://www.youtube.com/watch?v=ziJa7aVmziY&list=PLsXrwz-LRFYfFswpqrYIiWQ5pB_bkFKgR&index=8</p> <p>Complete the fruit salad sheet attached by sticking the fruits in the</p>	<p>Number Bonds to 5- 5 green bottles.</p> <p>Have 5 green bottles (print the visual attached or 5 cups from around your home.</p> <p>If one green bottle should</p>


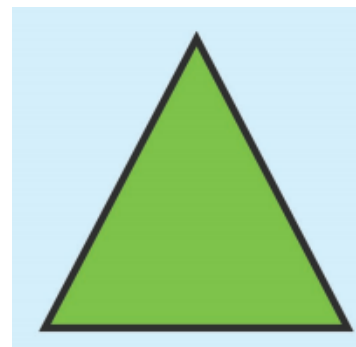

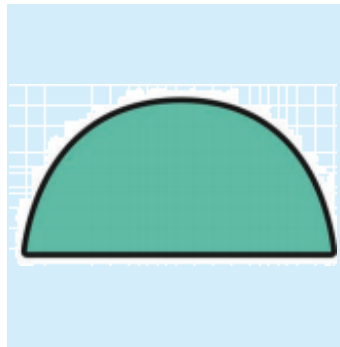

	<p>What do you find? How many sides does a pentagon have? Count them? How about corners. Use the sheet attached the order the shapes least sides to most sides.</p>	<p>fall. All of the boys and all of the girls, put numberblock 5 back with a twirl. How many ways can the children arrange the blocks to make 5? You could cut out the number block attached into individual blocks or just use 5 objects from around your home.</p>	<p>bowl and completing the number sentence.</p>	<p>accidentally fall? How many green bottles left on the wall? Repeat with 3 bottles falling, 2 bottles falling, 0 bottles falling, 4 bottles falling. See if you can also write the number sentence? Complete the number bond bottle sheet attached.</p>
Topic	<p>Learn about dental hygiene – Think about the different types of food items that could harm your teeth and the ways in which you can look after your teeth. Practice brushing your teeth to the following song: https://www.youtube.com/watch?v=wCio_xVlgQ0 Cut and stick the foods onto the happy and sad tooth depending on how good they are for your teeth.</p>	<p>Listen to the story 'Hairy Maclary's Rumpus at the Vets' using the following YouTube link: https://www.youtube.com/watch?v=SrI6jz3eHiE. Learn about different animals and what they need to live. Using the attached activity sheet, cut and stick the different images into the correct places to match what that particular animal needs.</p>	<p>Draw a picture of your favourite memory from the Christmas break. Then have a go at writing a sentence/a few words to explain your memory. Think carefully about the sounds you can hear in the words, and the formation of those sounds.</p>	
Jigsaw	<p><i>I understand that if I persevere I can tackle challenges.</i></p> <p>Think hard about something you struggle with on a daily basis, then have a go at practicing to overcome this challenge. You could practice tying your shoelaces, making your bed, getting dressed on your own, writing your name...</p>			

2D Shape Properties


least sides

most sides


--	--	--	--	--



5


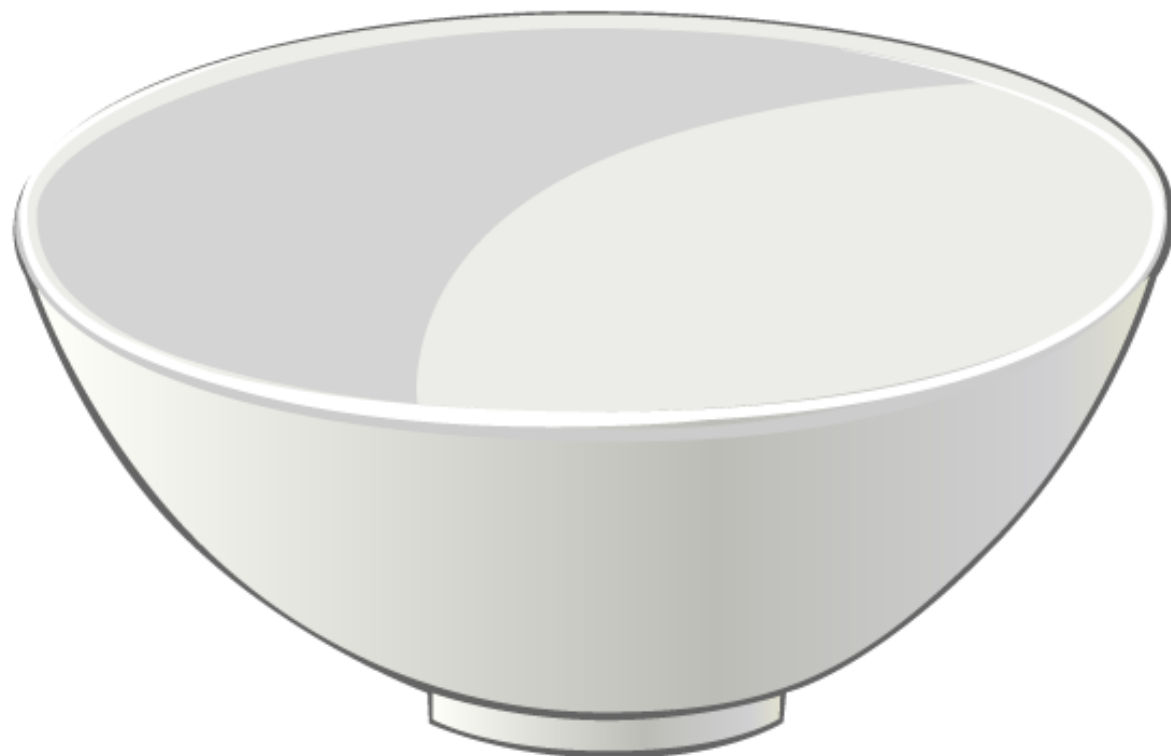


My Fruit Salad



	+		=	
--	---	--	---	--

My Fruit Salad

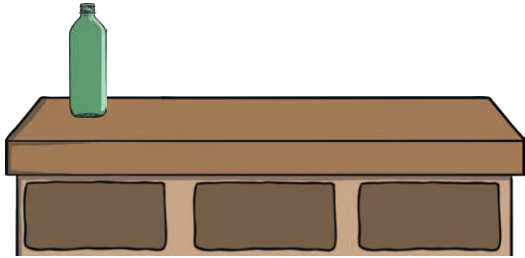


	+		=	
--	---	--	---	--




Five Green Bottles Number Bonds to 5

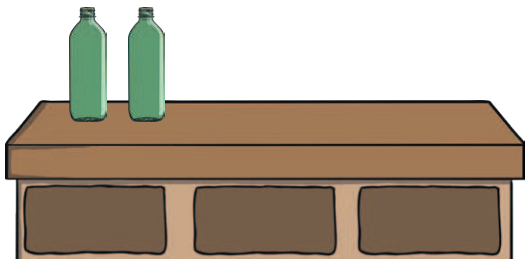
Some green bottles have fallen off of the wall. There should be 5 altogether. Can you draw the bottles that have fallen off the wall and complete the number sentences?




$$1 + \square = 5$$




$$4 + \square = 5$$



$$2 + \square = 5$$



$$5 + \square = 5$$



$$3 + \square = 5$$



$$0 + \square = 5$$

What Does This Pet Need?

Look at the animal on each page. Think about all of the things that this pet will need from its owner. Cut out the items that the pet will need and stick them in the pet bowl.



visit [twinkl.scot](https://www.twinkl.com)



What Does This Pet Need?

