



Victoria Dock Primary School Home Learning Plan



Foundation 1

Week Commencing 4th January

As your child is absent from school at the moment, please read the following information in order for your child to continue their education until they can return to school. These resources, activity ideas and picture prompts are aligned with the teaching taking place in school and wherever possible video links and additional instructions are given to help support your child. All completed work should be returned to school when your child returns. It will then be looked at by school staff following a quarantine period.

The continued use of Tapestry will allow Parents and Teachers to communicate so that questions and queries can be asked and information and advice shared. Some of the activities outlined below may have a 'Tapestry' logo next to them, meaning that photos or videos could be uploaded to show evidence of your child completing the activity.



** If you are unable to access resources and would prefer a paper copy of these instructions please contact the school office.

Area of Learning	Theme: 'People Who Help Us'- Health and Self Care			
Phonics	Look at a selection of objects and decide which rhyme with one another - Place rhyming objects into a bag and play thumbs up/down to whether an object rhymes with another when picked out of the bag.	Make 'Silly Soup' by adding in the different rhyming objects found from the previous day – Sing "I'm making lots of silly soup. I'm making soup that is silly. I'm going to cook it in the fridge. To make it nice and chilly. In goes a...."	Play rhyming 'I Spy' by searching around the house, asking your children to find something that rhymes with something you see.	Play the interactive rhyming game: http://www.literactive.com/Download/live.asp?swf=story_files/washing_line_rhyme_US.swf (Topmarks - Washing Line Rhyme).
Reading	'Story of the week' Listen to the story 'Hairy Maclary's Rumpus at the Vets' using the following YouTube link: https://www.youtube.com/watch?v=SrI6jz3eHiE .	Activity 1 Listen to the story of Oliver's https://www.youtube.com/watch?v=2yvlKqyVUc Look through your cupboards and fridge. Sort foods into healthy and unhealthy.	Activity 2 Practice recognising your name and finding the different sounds that make up your name. Can you copy your name down in different ways?	'Nursery Rhyme' Sing 'Miss Polly had a Dolly' with your children. Try to come up with different actions throughout the song whilst you sing. You can use the following link to sing a long to: https://www.youtube.com/watch?v=vAbMi7DY1eo .
Maths	Daily routine- introduction Watch: (mute and adult to read aloud) https://www.youtube.com/watch?v=r88FICWtoFE Sort the cards into things that you do during the daytime and night time.	Daily routine- continued Watch https://www.youtube.com/watch?v=eUXkj6j6Ezw Adult to model making a daily routine by placing the pictures in order- make obvious mistakes and encourage your child to explain reasons for their choices. Chn to order daily routine cards by placing in the correct order using the cards attached. Encourage your child to tell you their daily routine.	Making a Jam Sandwich- https://www.youtube.com/watch?v=R8zAfGwbICQ Make a jam sandwich together. Talk about the following steps as you make the sandwich: 1. First wash your hands. 2. Then get the bread. 3. Next butter the bread 4. After put the jam on the bread. 5. Put the bread together and cut it. 6. Eat the Jam sandwich.	Sequencing a Jam Sandwich- Recap making a jam sandwich from previous day. Have ingredients and encourage your child to tell you what to do. Chn to stick pictures in the correct order using the sheet attached. Encourage the use of first, then, next and last etc.

<p>Topic</p>	<p>Learn about dental hygiene – Think about the different types of food items that could harm your teeth and the ways in which you can look after your teeth.</p> <p>Practice brushing your teeth to the following song: https://www.youtube.com/watch?v=wCio_xVlgQ0</p>	<p>Learn about different animals and what they need to live. Using the attached activity sheet, cut and stick the different images into the correct places to match what that particular animal needs.</p>	<p>Draw a picture of one of your favourite memories from the Christmas break. Ask a member of your family to record your explaining your picture/memory and upload to Tapestry.</p>
<p>Jigsaw</p>	<p style="text-align: center;"><i>I understand what challenge means.</i></p> <p>Think hard about something you struggle with on a daily basis, then have a go at practicing to overcome this challenge. You could practice putting your shoes on the right way round, washing your hands, making your bed...</p>		


Day




twinkl

www.twinkl.co.uk

Night





When do you
have a wash?

twinkl.co.uk



When do you
eat supper?

twinkl.co.uk



When do you
wear pyjamas?

twinkl.co.uk



When do you
do your homework?

twinkl.co.uk



When do you
watch television?

twinkl.co.uk



When do you
wake up?

twinkl.co.uk



When do you
brush your hair?

[twinkl.co.uk](https://www.twinkl.co.uk)



When do you
eat breakfast?

[twinkl.co.uk](https://www.twinkl.co.uk)



When do you
get dressed?

[twinkl.co.uk](https://www.twinkl.co.uk)



When do you
go to sleep?

[twinkl.co.uk](https://www.twinkl.co.uk)



When do you
go to school?

[twinkl.co.uk](https://www.twinkl.co.uk)









When do you
brush your teeth?

[twinkl.co.uk](https://www.twinkl.co.uk)


My Day (cut and stick)


Cut out the pictures and stick them in the right order.




My Day (cut and stick)

Cut out the pictures and stick them in the right order.





Making a Jam Sandwich

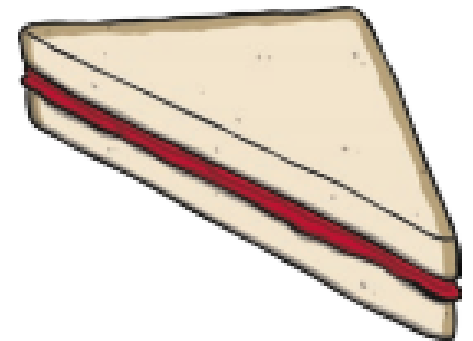



first

then

next

last



What Does This Pet Need?

Look at the animal on each page. Think about all of the things that this pet will need from its owner. Cut out the items that the pet will need and stick them in the pet bowl.



visit [twinkl.scot](https://www.twinkl.com)



What Does This Pet Need?

