



Victoria Dock Primary School Home Learning Plan



Foundation 2

Week Commencing 7th November

As your child is absent from school at the moment, please read the following information in order for your child to continue their education until they can return to school. These resources, activity ideas and picture prompts are aligned with the teaching taking place in school and wherever possible video links and additional instructions are given to help support your child. All completed work should be returned to school when your child returns. It will then be looked at by school staff following a quarantine period.

The continued use of Tapestry will allow Parents and Teachers to communicate so that questions and queries can be asked and information and advice shared. Some of the activities outlined below may have a 'Tapestry' logo next to them, meaning that photos or videos could be uploaded to show evidence of your child completing the activity.

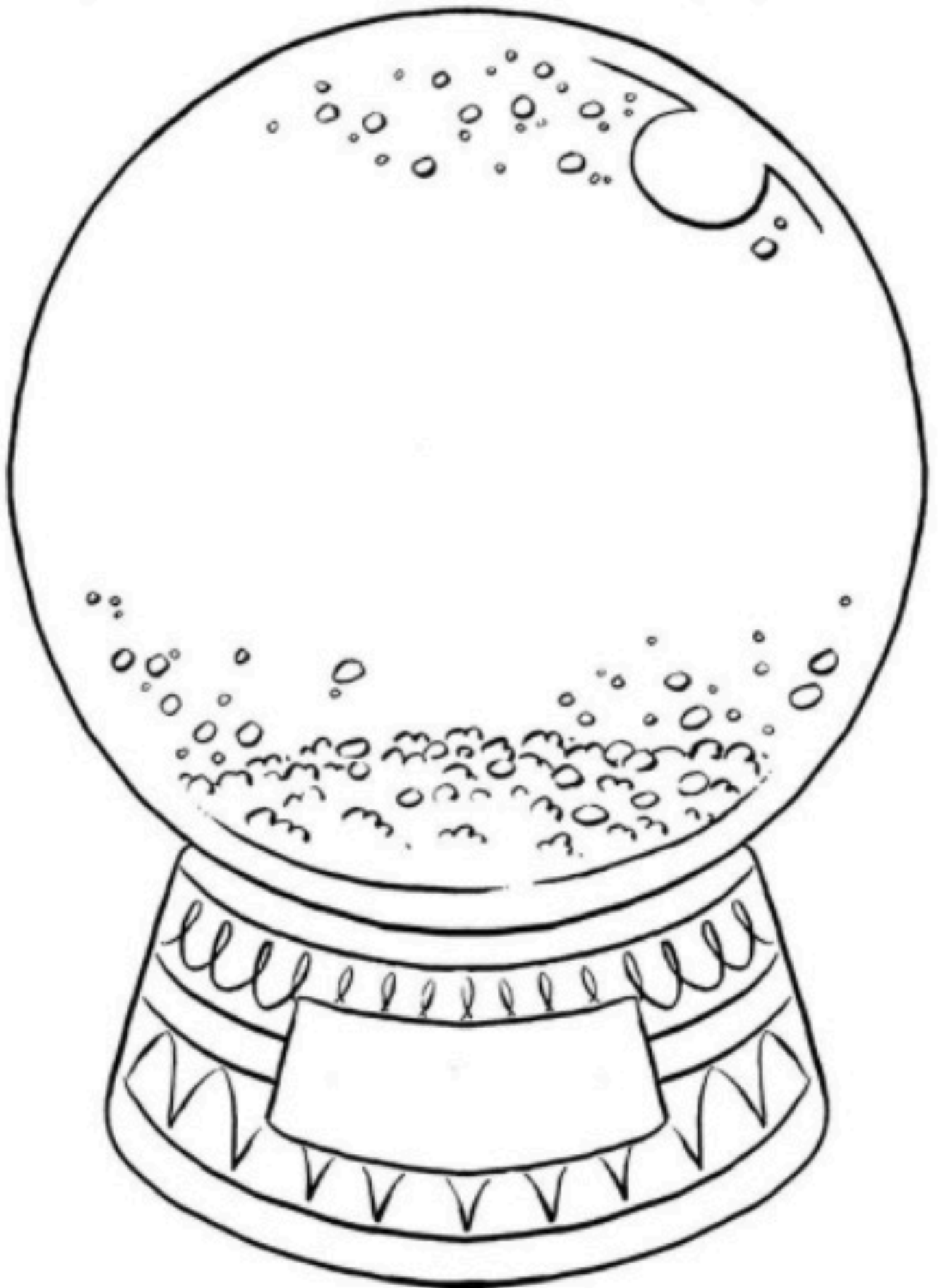



** If you are unable to access resources and would prefer a paper copy of these instructions please contact the school office.

Area of Learning	Theme: 'Stickman- Winter'.				
Phonics	Phonics links and resources for each group will be put onto Tapestry. If you have any problem accessing any of the links please don't hesitate to contact the school office to speak to your child's class teacher.				
Reading	<p>'Story of the week'</p> <p>Enjoy the story of 'stickman' by either reading the book at home, or using the following link to a YouTube version: https://www.youtube.com/watch?v=qhflZwgGf6Q.</p>	<p>'Story of the week' activity 1</p> <p>Create your very own stick family. Using the snow globe activity sheet, draw your very own stick family. Who lives in your house? Do you have any pets? Can you have a go at labelling those who are a part of your family? You could use initial sounds, CVC words like mum/dad...</p>	<p>'Story of the week' activity 2</p> <p>Go through the story once more and think about all the different places stickman visited during his journey. Using the map activity sheet, draw the different places stickman visited whilst trying to get home. Where did stickman begin his journey? Where was your favourite place stickman visited? How did he get home in the end?</p>	<p>'Reading for Pleasure'</p> <p>Reading books at home with your child is a vital part in a child's journey when learning to read:</p> <p>https://www.youtube.com/watch?v=iHML7oZmxIQ&list=PLDe74j1F5z2zSCiOMSn3zQDSzqu9TrbQ1c&index=9</p> <p>Snuggle up on the sofa and share a Christmassy story together. Here are some video books you can watch instead: https://www.youtube.com/c/GrandmasHouseFun/video5</p>	<p>'Fred Talk Game'</p> <p>What is Fred Talk: https://www.youtube.com/watch?v=dEzfpod5w_Q</p> <p>Explain to your child that Fred snuck inside your child's bedroom last night and took some of their things away and they need to figure out what he took.</p> <p>Say: Fred went into your room and took your 'd-o-ll'. Child says: 'd-o-ll' 'doll'.</p> <p>Repeat with various other items, you could choose: r-u-g, t-e-d-ee, l-a-m-p...</p>
Maths	<p>Learning Number 5</p> <p>Watch 5 little speckled frogs https://www.youtube.com/watch?v=TtX8yVEFo-w</p> <ul style="list-style-type: none"> • Do 5 claps, stomps, jumps. • Show 5 fingers in different ways. Use one hand and 2 hands. How many different ways are there? • Collect 5 things from around your home. It could be 5 pasta pieces or 5 toys. • Complete the how to 	<p>Learning Number 5</p> <p>Watch: https://www.bbc.co.uk/iplayer/episode/bo8d63oh/numberblocks-series-1-five</p> <p>Look at the sheet attached. Complete the sheet by looking at the items in the boxes and saying the number without counting. Write the number in the box.</p>	<p>Learning Number 5</p> <p>Practise forming number 5 by using the rhyme below: 'Down and around a flag on high is how we write the number 5'.</p> <p>You can complete the sheet attached to help you with this or write on a piece of paper.</p> <p>Draw around your hand on the back of the sheet. Label each of your fingers 1, 2, 3, 4, 5... make sure your numbers are formed correctly.</p>	<p>Learning Number 5</p> <p>Watch: https://www.bbc.co.uk/iplayer/episode/bo8cr24d/numberblocks-series-1-how-to-count</p> <p>Count the objects on the cards and match to the number. Remember to count accurately. You could then play matching pairs and try to match the cards without counting and just seeing the number. Then take each number flashcard and count out an amount of</p>	<p>Learning Number 5</p> <p>Watch: https://www.bbc.co.uk/iplayer/episode/bo8croy7/numberblocks-series-1-off-we-go</p> <p>Cut and stick the number blocks and numbers in the right order and practise forming numbers 1-5.</p> <p>Use the one more and one less mat. Choose a number 1-5 and place/write in the middle. Show one more and one less using objects to</p>

	show 5 sheet attached.			objects to match the number.	complete the mat.
Fine Motor	<p>On Tapestry you will be given some letters to focus on each week. Please visit the website below and scroll down to 'Activities for Learning at home' https://home.oxfordowl.co.uk/reading/reading-schemes-oxford-levels/read-write-inc-phonics-guide/ Click on the letters of the week to download the sheet. Alternatively practise forming the letters of the week on some plain paper. You can refer to the link below for the RWI Letter formation rhymes. http://www.thebellbird.cambs.sch.uk/wp-content/uploads/2014/12/Letter-formation-chart.pdf</p>				
Topic	<p>Write a letter to Santa...</p> <p>Look through toy catalogues/online images/your very own drawings to show what you would like to ask from Santa for Christmas this year. Have a go at labelling the items you find using initial sounds/simple words... Try your hardest to hear the sounds within the words, and use the correct letter formation. Don't forget the all-important 'Dear Santa...'</p>	<p>Create your very own stickman creations...</p> <ul style="list-style-type: none"> You could wrap sticks in wool/string and stick on googly eyes. You could use leaves to create a family picture. Draw/paint/collage your stick family. Junk model a stick family out of old boxes/packaging. 	<p>Think about your own families Christmas traditions. What things do you do in the run up to Christmas? Do you watch any special movies? Enjoy any special drinks/snacks? Do you visit a particular place each year? Do you go to church?</p> <p>Share with your class your very own Christmas traditions... You could present this by creating a poster, a video of you explaining your traditions... Any way you see fit!</p>		
Jigsaw	<p>Discuss with your children what they believe it means to be a good friend. What things can they do to be a good friend? Why is it important to be a kind friend? What things can you think of that would not be very kind? Complete the sorting activity by looking at the different images of children being friendly, and not so friendly.</p>				

My stick family..




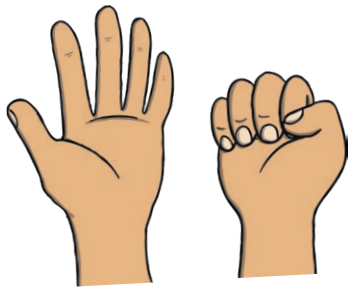
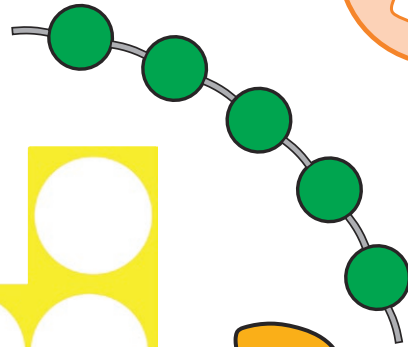



I Spy Number Five

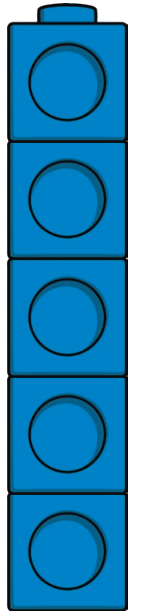
Find and circle all of the number fives.

5


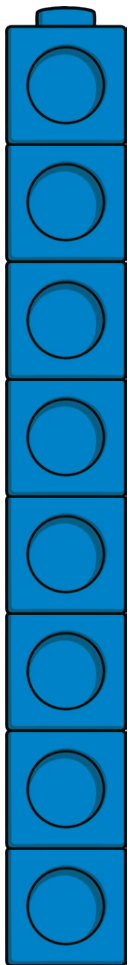
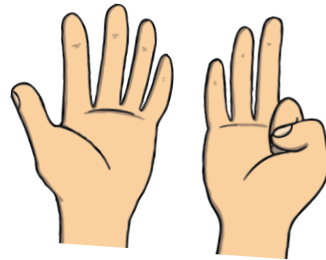
6




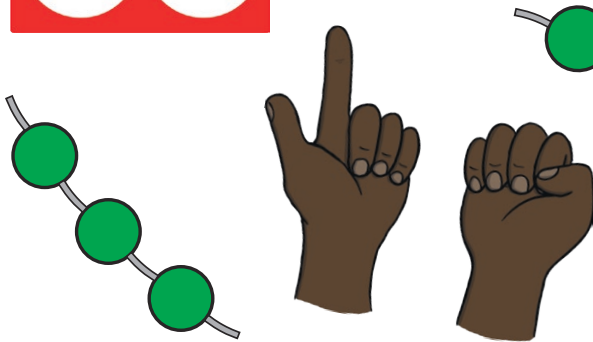

3




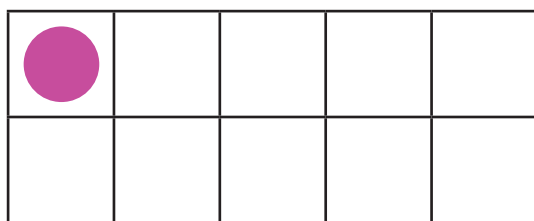
8



5










1



Subitising to 5

Say and write how many you can see without counting.







five



Number 5





Number 5

Draw around your hand. Label your fingers 1 to 5

1

[twinkl.com](https://www.twinkl.com)

2

[twinkl.com](https://www.twinkl.com)

3

[twinkl.com](https://www.twinkl.com)

4

[twinkl.com](https://www.twinkl.com)

5

[twinkl.com](https://www.twinkl.com)



twinkl.com





twinkl.com





twinkl.com




twinkl.com





twinkl.com

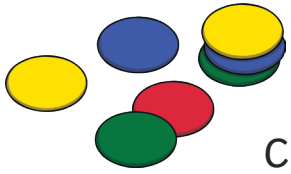


five



Ordering to 5





One More, One Less



Choose a number. Can you represent one more and one less than that number?

One Less	My Number	One More

Friendly

Unfriendly

