



Victoria Dock Primary School Home Learning Plan



Foundation 2



Week Commencing 2nd November

As your child is absent from school at the moment, please read the following information in order for your child to continue their education until they can return to school. These resources, activity ideas and picture prompts are aligned with the teaching taking place in school and wherever possible video links and additional instructions are given to help support your child. All completed work should be returned to school when your child returns. It will then be looked at by school staff following a quarantine period.


The continued use of Tapestry will allow Parents and Teachers to communicate so that questions and queries can be asked and information and advice shared. Some of the activities outlined below may have a 'Tapestry' logo next to them, meaning that photos or videos could be uploaded to show evidence of your child completing the activity.



** If you are unable to access resources and would prefer a paper copy of these instructions please contact the school office.

Area of Learning	Theme: 'Bonfire Night'.				
Phonics	<p>Review the set 1 letter sounds with your child. Show them a letter sound one at a time- using the tiles attached below. Make a note of the sounds they do not know.</p>	<p>Teach your child any of the sounds that they do not know. Watch the video below for support on how to do this. https://www.oxfordowl.co.uk/for-home/reading-owl/find-a-book/read-write-inc-phonics-1/sound-blending-phonics-video</p>	<p>Watch the video below about how to teach your child to blend: https://www.oxfordowl.co.uk/for-home/reading-owl/find-a-book/read-write-inc-phonics-1/sound-blending-phonics-video</p>	<p>Watch the video below about how to teach your child to blend: https://www.oxfordowl.co.uk/for-home/reading-owl/find-a-book/read-write-inc-phonics-1/sound-blending-phonics-video</p>	<p>Watch the video below about how to teach your child to blend: https://www.oxfordowl.co.uk/for-home/reading-owl/find-a-book/read-write-inc-phonics-1/sound-blending-phonics-video</p>
<p>When introducing phonics to children we introduce letter sounds (not names). It is essential that sounds are 'pure'. Please click on the following link to ensure your child is saying sounds correctly: https://www.oxfordowl.co.uk/for-home/reading-owl/find-a-book/read-write-inc-phonics-1/phonics-pure-sounds-video Further videos and information can be found at: https://home.oxfordowl.co.uk/reading/reading-schemes-oxford-levels/read-write-inc-phonics-guide/</p>					
		Blend the words: man, mat, sat, sit.	Blend the words: bed, mad, dad, and.	Blend the words: pit, pin, pan, tap.	
<p>If your child is confident with reading, watch the video below on how to support independence blending: https://www.oxfordowl.co.uk/for-home/reading-owl/find-a-book/read-write-inc-phonics-1/independent-blending-phonics-video</p> <p>Read the words below using the method contained within the video.</p>					
Reading	<p>'Story of the week'</p> <p>Learn about 'Bonfire Night' using the PowerPoint attached.</p>	<p>'Story of the week' activity 1</p> <p>Learn about 'Bonfire Night Safety' with your family members using the PowerPoint provided. With what you have learnt, create a poster to show things to remember.</p> 	<p>'Story of the week' activity 2</p> <p>Listen out for fireworks from your house and garden. What sounds do they make? What colours can you see? What size are the fireworks? Note down your findings, and record yourself explaining your findings.</p> 	<p>'Reading for Pleasure'</p> <p>Reading books at home with your child is a vital part in a child's journey when learning to read: https://www.youtube.com/watch?v=iHML70ZmxIQ&list=PLDe74j1F52zSCiOMSn3zQDSzgu9TrbQ1c&index=9</p> <p>Read a book of your choice at home to/with your child. After you have read the book try to retell the story.</p>	<p>'Fred Talk Game'</p> <p>What is Fred Talk: https://www.youtube.com/watch?v=dEzfpod5w_Q</p> <p>Fred Talk Game: Make the sound of a...</p> <ol style="list-style-type: none"> Say: Fred wants you to make the sound of a 'c-o-w'. Ask children to repeat. Pause to allow children to jump in with the whole word and make the sound of a cow. Say: c-o-w, cow. Ask



				You can prompt your child with questions such as 'what happened in the beginning, middle, end?'	children to repeat and make the sound of a cow. Repeat with: b-er-d, p-i-g, d-u-ck, h-or-s.
Maths	<p>Learning Number 2</p> <p>Listen to the song '2 little dikie birds sitting on a wall'.</p> <p>Find various objects from around your house and have a go at making a selection of repeating patterns using a sequence of 2. E.g. pasta, pasta, shoe, shoe, pasta, pasta...</p>	<p>Learning Number 2</p> <p>Listen to the song '5 currant buns'.</p> <p>Watch the following video about number bonds: https://www.youtube.com/watch?v=NqJuidrMcMg&t=2s. Find the number bonds of 2, then have a go at writing down the number sentences to match. E.g. 2+0=, 0+2=, 1+1=.</p>	<p>Learning Number 2</p> <p>Listen to the song '2 little dikie birds sitting on a wall'.</p> <p>Use the number 2 activity sheet and draw pictures within the number to show 2 objects. E.g. 2 cats, 2 dots on a dice, written form of 2... See below for examples.</p>	<p>Learning Number 2</p> <p>Listen to the song '5 currant buns'.</p> <p>Finding more/less – Complete the given activity sheet.</p>	<p>Learning Number 2</p> <p>Listen to the song '2 little dikie birds sitting on a wall' & '5 currant buns'.</p> <p>Using the flashcards, sort into piles of those showing 1 and those showing 2.</p>
Fine Motor	<p>Say a sound to your child and have them form it on a piece of paper. Check the formation is correct. Practise any sounds they find difficult. You can download practise sheets for each sound at: https://home.oxfordowl.co.uk/reading/reading-schemes-oxford-levels/read-write-inc-phonics-guide/&set1 (please scroll down the page) Rhymes to support formation are attached below.</p>				
Topic	<p>Create a bonfire night picture. Squirt some shaving foam into a tray and put in some splodges of paint. Using a toothpick mix in the colours together to blend them into one another to resemble fireworks. Press a piece of paper into the shaving foam and paint mixture, this will transfer it over to create your firework creation.</p>	<p>Watch the following video of a firework display: https://www.youtube.com/watch?v=E7gAmFmKBvQ.</p> <p>Go around your house and find different objects to imitate different sounds of fireworks. E.g. a wooden spoon and pan, kettle boiling, scrunching a bag of crisps...</p>	<p>Learn about the Police and what they do to help the community during this time of the year, Bonfire Night.</p> <p>What would you like to be when you grow up? Why would you like to be that? Draw a picture of yourself in your dream career.</p>		
Jigsaw	<p>Think about what you are good at, at home... Look around your house and think of something that you believe you are good at. E.g. Get a mixing bowl if you believe you are good at baking, find some colouring pens if you believe you are good at drawing etc. Then have a little think as to why you believe you are good at that particular thing.</p>				



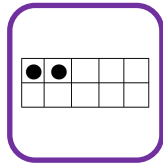


Maths – Activity number 3.

m	a	s	d	t	i
n	p	g	o	c	k
u	b	f	e	l	h
sh	r	j	v	y	w
th	z	ch	qu	x	ng
nk					



Rhymes for letter formation - taken from Read Write Inc.

<p>a</p>  <p>Around the apple and down the leaf.</p>	<p>b</p>  <p>Down the laces to the heel and around the toe.</p>	<p>c</p>  <p>Curl around the caterpillar.</p>	<p>d</p>  <p>Around the dinosaurs bottom, up his tall neck & down to his toes.</p>	<p>e</p>  <p>Lift off the top and scoop out the egg.</p>	<p>f</p>  <p>Down the stem and draw the leaves.</p>
<p>g</p>  <p>Around the girls face, down her hair and give her a curl.</p>	<p>h</p>  <p>Down the head, to his hooves and over his back.</p>	<p>i</p>  <p>Down the body and dot for the head.</p>	<p>j</p>  <p>Down his body, curl, dot for his head.</p>	<p>k</p>  <p>Down the kangaroo's body tail and leg.</p>	<p>l</p>  <p>Down the long leg.</p>
<p>m</p>  <p>Down Maisie, mountain, mountain.</p>	<p>n</p>  <p>Down Nobby and over his net.</p>	<p>o</p>  <p>All around the orange.</p>	<p>p</p>  <p>Down the pirates plait and around his face.</p>	<p>qu</p>  <p>Round her head, up past her earring, down her hair, and flick.</p>	<p>r</p>  <p>Down the robots back and curl over his arm.</p>
<p>s</p>  <p>Slither down the snake.</p>	<p>t</p>  <p>Down the tower, across the tower.</p>	<p>u</p>  <p>Down and under, up to the top and draw the puddle.</p>	<p>v</p>  <p>Down a wing, up a wing.</p>	<p>w</p>  <p>Down, up, down, up.</p>	<p>x</p>  <p>Down the arm and leg, repeat the other side.</p>
<p>y</p>  <p>Down a horn, up a horn and under head.</p>	<p>z</p>  <p>Zig-zag-zig.</p>				





Number 2

Which has 1 more than 2?





Which has 1 less than 2?

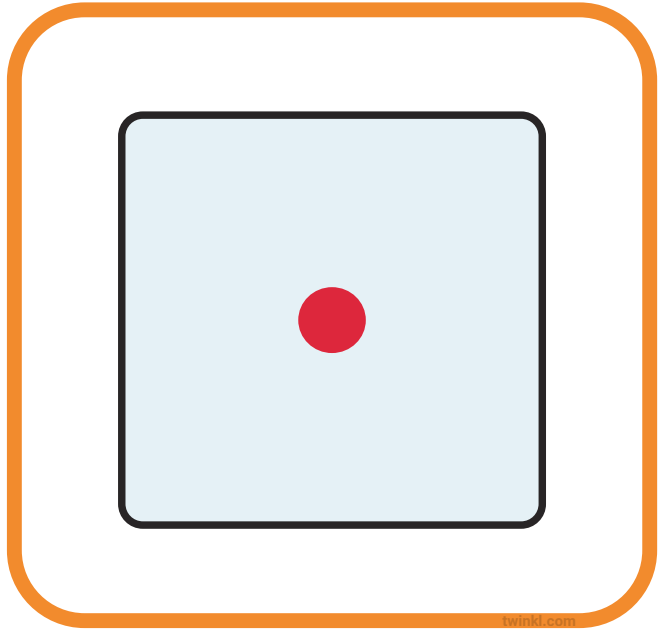



Make 1 more than 2...


--



twinkl.com




twinkl.com




twinkl.com



twinkl.com



twinkl.com



twinkl.com

one

twinkl.com

1


twinkl.com



twinkl.com



twinkl.com




twinkl.com




twinkl.com




twinkl.com



twinkl.com



twinkl.com



twinkl.com



twinkl.com




twinkl.com

two

twinkl.com

2


twinkl.com



twinkl.com



twinkl.com



twinkl.com



twinkl.com