



Victoria Dock Primary School Home Learning Plan



Foundation 1

Week Commencing 9th November

As your child is absent from school at the moment, please read the following information in order for your child to continue their education until they can return to school. These resources, activity ideas and picture prompts are aligned with the teaching taking place in school and wherever possible video links and additional instructions are given to help support your child. All completed work should be returned to school when your child returns. It will then be looked at by school staff following a quarantine period.

The continued use of Tapestry will allow Parents and Teachers to communicate so that questions and queries can be asked and information and advice shared. Some of the activities outlined below may have a 'Tapestry' logo next to them, meaning that photos or videos could be uploaded to show evidence of your child completing the activity.



** If you are unable to access resources and would prefer a paper copy of these instructions please contact the school office.

Area of Learning	Theme: 'Diwali'.				
Phonics	<p>Silly Soup Watch: https://www.youtube.com/watch?v=On9kYNRyOKE</p> <p>Make your own silly soup and sing the song. Have a grown up find some objects e.g. hat, mat. Sock, block. Jar, car.</p>	<p>Rhyming Pairs song: https://www.youtube.com/watch?v=aP3UHE0duCU</p> <p>Encourage chn to say the words they see. Print the cards attached. Can you make two piles of pictures that match?</p>	<p>Does it Rhyme? https://www.youtube.com/watch?v=i9XX_gfWDic&t=42s</p> <p>Go through the video. Decide of it rhymes before the answer is revealed.</p>	<p>Odd one out sheet</p> <p>Look at the pictures on the strips. One of the pictures is the odd one out... circle it.</p>	
Reading	<p>'Story of the week'</p> <p>Enjoy the story of 'Rama and Sita' using the following link to a YouTube video: https://www.youtube.com/watch?v=uRpNNF4fB4g.</p>	<p>'Story of the week' activity 1</p> <p>Think about the story of Rama and Sita, what can you remember about the beginning, middle and end of the story?</p> <p>Use the story sequencing cards to retell the story of Rama and Sita.</p>	<p>'Story of the week' activity 2</p> <p>Learn about Diwali and The Festival of Light by watching the following video: https://www.bbc.co.uk/cbeebies/watch/lets-celebrate-diwali</p> <p>Think about everything you have listened to and then tell a teddy all about the celebration. You could film this for Tapestry.</p>	<p>'Reading for Pleasure'</p> <p>Reading books at home with your child is a vital part in a child's journey when learning to read: https://www.oxfordowl.co.uk/for-home/find-a-book/library-page</p> <p>Read a book of your choice at home to/with your child. After you have read the book try to retell the story. You can prompt your child with questions such as 'who was in the story?', 'what happened?' and 'can you find the...?'</p>	
Maths	<p>Number Recognition</p> <p>Sing the song 1 finger, 1 thumb...: https://www.youtube.com/watch?v=zvZRixZgG_o</p> <p>Watch the following Numberblocks video: https://www.bbc.co.uk/iplayer/episode/b08bzzns/numberblocks-series-1-one</p> <p>Count along your fingers all the way to number 5, pinch your fingers as you count. Find 5 items from around</p>	<p>Number Recognition</p> <p>Sing the song 5 green bottles: https://www.youtube.com/watch?v=onKE1EV_Qb4</p> <p>Watch the following Numberblocks video: https://www.bbc.co.uk/iplayer/episode/b08bzgt8/numberblocks-series-1-two</p> <p>Pass a bag of numbers from 1-5 between your family members and play some music. When the music</p>	<p>Number Recognition</p> <p>Sing the song 5 Little Monkeys: https://www.youtube.com/watch?v=0j6AZhZfB7A</p> <p>Watch the following Numberblocks video: https://www.bbc.co.uk/iplayer/episode/b08bzgxx/numberblocks-series-1-three</p> <p>Hide the numerals 1-5 around the house for your child to find. When they have found all the numbers, place them into</p>	<p>Number Recognition</p> <p>Sing the song five fat sausages: https://www.youtube.com/watch?v=bjCchQ8DtHo</p> <p>Watch the following Numberblocks video: https://www.bbc.co.uk/iplayer/episode/b08d61cv/numberblocks-series-1-four</p> <p>Stomp, jump and clap 1, 2, 3, 4 and 5 times.</p>	<p>Number Recognition</p> <p>Sing the song 5 Little Speckled Frogs: https://www.youtube.com/watch?v=WSC-gHBU_dO.</p> <p>Watch the following Numberblocks video: https://www.bbc.co.uk/iplayer/episode/b08d630h/numberblocks-series-1-five</p> <p>Activity sheet – Count how many spots are on Pudsey's bandana.</p>

	your house and count. Rote count to 5 with your family members.	stops, pick a number out and say it.	the correct order.		
Topic	Enjoy making a salt dough diva lamp to celebrate Diwali. Mix together 1 cup of water, half a cup of salt and half a cup of water. Knead the mixture into a dough, then roll into a ball. Press a tea light into the ball. Then use sequins/whatever you like to decorate the diva lamp by pressing the decorations into the salt dough. We can't wait to see what creations you make, upload them onto Tapestry so that we can see!	Listen to the following link to enjoy some traditional Diwali music: https://www.youtube.com/watch?v=Ln1f10Nnn8Y .		Create some traditional rangoli patterns. Look below for a variation of examples to try out. Have fun making your creations!	
Jigsaw	Begin a discussion into being unique and who we want to be as an individual. What sort of things do you like to do? Ask a family member what they like to do too? Is it the same thing? If not, is it ok to enjoy different things? Do we all have to like the same things? Create a poster all about the things that make you who you are. What makes you a unique and special person?				



Traditional rangoli patterns.



Salt Dough Diva Lamp




Diwali salt dough divas


Jennifer's Little World



Salt Dough Diva Lamps.




twinkl.com




twinkl.com



twinkl.com



twinkl.com

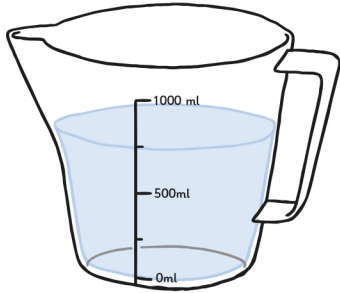


twinkl.com


10

twinkl.com

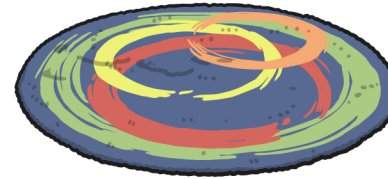
jug



cat



rug



slug



twinkl.co.uk

cat



rat




dog




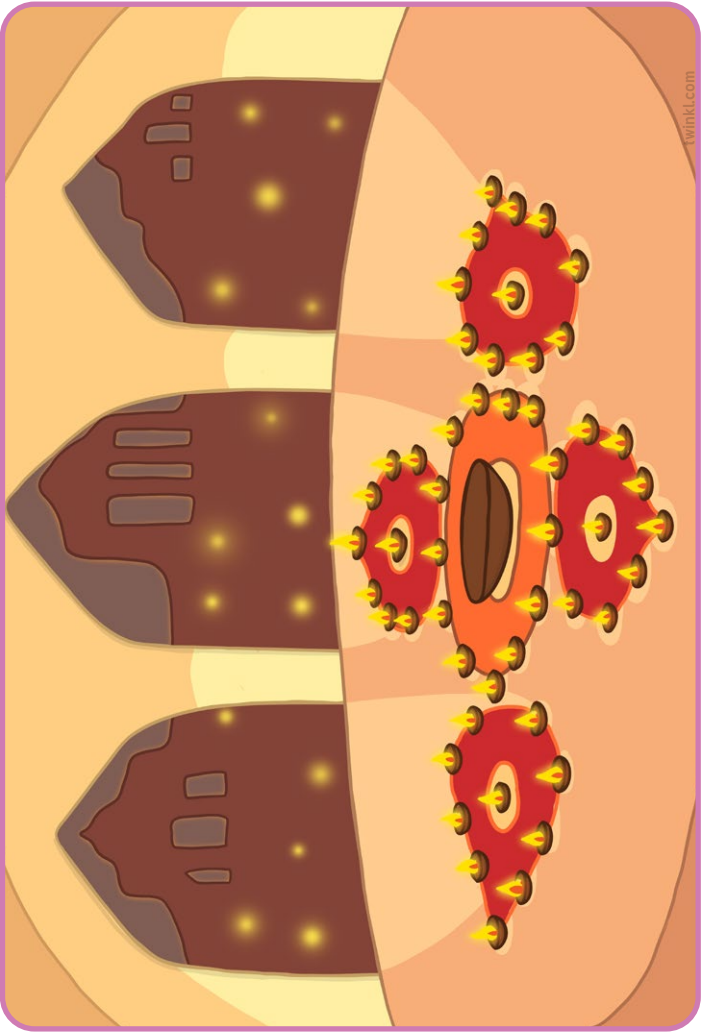
mat




twinkl.co.uk







twinkl.com



twinkl.com