



## Victoria Dock Primary School Home Learning Plan



### Year 5

### Week Commencing 12<sup>th</sup> October

As your child is absent from school at the moment, please read the following information and links in order for your child to continue their education until they can return to school. These resources are aligned with the teaching taking place in school and wherever possible video links and additional instructions are given to help support your child. All completed work should be returned to school when your child returns. It will then be looked at by school staff following a quarantine period.

<b>Year 5 Maths – Online Learning</b>		
<b>Place Value</b>		
<b>Lesson</b>	<b>Video Link</b>	<b>Worksheet</b>
Lesson 13 Negative numbers	<a href="https://vimeo.com/457420739">https://vimeo.com/457420739</a>	<a href="https://resources.whiterosemaths.com/wp-content/uploads/2020/09/Y5-Autumn-Block-1-WO11-Negative-numbers-2019.pdf">https://resources.whiterosemaths.com/wp-content/uploads/2020/09/Y5-Autumn-Block-1-WO11-Negative-numbers-2019.pdf</a>
Lesson 14 Roman numerals	<a href="https://vimeo.com/457420876">https://vimeo.com/457420876</a>	<a href="https://resources.whiterosemaths.com/wp-content/uploads/2020/09/Y5-Autumn-Block-1-WO2-Roman-numerals-2019.pdf">https://resources.whiterosemaths.com/wp-content/uploads/2020/09/Y5-Autumn-Block-1-WO2-Roman-numerals-2019.pdf</a>

## Writing

This week in class we are still looking at this short, animated film and continuing to write a narrative from it. Watch the film by clicking on the link below and write a story about it.

Remember to set the scene, add description and detail.

<https://www.youtube.com/watch?v=Ad3CMri3hOs>

## Reading

1. Read the non-fiction below about the Roman Invasion and complete the comprehension questions. Pick the right set for your ability level. (\*/\*\*/\*\*\*).

[file:///C:/Users/hanna/AppData/Local/Temp/Temp1\\_TP2-H-019-PlanIt-History-LKS2-Romans-Lesson-1-The-Invasions-Lesson-Pack ver 7.zip/Resources/Invasion%20Questions%20Activity%20Sheet%20Black%20and%20White.pdf](file:///C:/Users/hanna/AppData/Local/Temp/Temp1_TP2-H-019-PlanIt-History-LKS2-Romans-Lesson-1-The-Invasions-Lesson-Pack_ver_7.zip/Resources/Invasion%20Questions%20Activity%20Sheet%20Black%20and%20White.pdf)

2. Watch this video about colon use and then read the examples on the activity sheet, rewriting them, and putting the colon in the correct place. Identify the correct use of the colon as well.






<https://youtu.be/1FifloC0t5A>

Wednesday 14th October 2020

SPaG- Colon use

- I am beginning to use colons appropriately.

Task 1- add a colon to the following five examples and circle its correct use.

	Gary felt he needed to explain something to Dave that he smelt bad. to explain / to quote / to give examples
	Mudskipper Mick had this to say "I hate hugs, even from a policeman!" to explain / to quote / to give examples
	Jim, who was sobbing at the time, said "I hate using tiny guns, I always break them!" to explain / to quote / to give examples
	I was put upon this planet for one reason to defeat alien bugs. to explain / to quote / to give examples
	Dave found he could only do one thing when he saw the giant tremble in fear. to explain / to quote / to give examples

Task 2- write five of your own sentences using a colon accurately. Use all three different uses of the colon.

## Other Subjects

- **History** – create your own timeline using some or all of these dates related to the Roman Invasion. [file:///C:/Users/hanna/AppData/Local/Temp/Temp1\\_t2-h-331-why-did-the-romans-invade-britain-ks2-lesson-pack-ver\\_6%20\(1\).zip/Timeline%20of%20Events.pdf](file:///C:/Users/hanna/AppData/Local/Temp/Temp1_t2-h-331-why-did-the-romans-invade-britain-ks2-lesson-pack-ver_6%20(1).zip/Timeline%20of%20Events.pdf)
- **Art and Design**- watch this tutorial and make your very own Roman shield! Do not forget to take a picture and send it to me (Mrs Peachey) on class Dojo so I can have a look!  
[https://www.youtube.com/watch?v=YIbv92T\\_Ngc](https://www.youtube.com/watch?v=YIbv92T_Ngc)

- **Jigsaw- Being Me in My World-Piece 6.** This final lesson is focused on teaching the children to understand how democracy and having a voice benefits the school community and know how to participate in this. This week they are given different scenarios and they have to act as the 'agony aunt' and give advice.

### **Tobias**

Hi my name is Tobias and I have a medical condition called cerebral palsy which means that I find it difficult to control the way my body moves. It can look a bit strange sometimes as I'm a bit 'wobbly' and I shake quite a lot. I get cross when people think I can't do things and that I am not good at learning.

Some prompts to help you give some advice to Tobias:

- How would we show Tobias we have a kind and caring community? Why is that important?
- Why is having a Learning Charter helpful for Tobias?
- What rights and responsibilities does the Learning Charter ask us to follow and why are these helpful for Tobias to know about?
- What UNCRC Articles is it important for Tobias to know about?
- What would happen if someone chose not to follow the Learning Charter and be unkind to Tobias?
- How do we encourage people to follow the Learning Charter?

### **Kim**

Hi my name is Kim. My dad is in prison and it's just me and my mum at home now. Everyone in my street knows about my dad and some people talk about it behind our backs. Some people won't even talk to us. Some of the children I my school know as well.

Some prompts to help you give some advice to Kim:

- How would we show Kim we have a kind and caring community? Why is that important?
- Why is having a Learning Charter helpful for Kim?
- What rights and responsibilities does the Learning Charter ask us to follow and why are these helpful for Kim to know about?
- What UNCRC Articles is it important for Kim to know about?
- What would happen if someone chose not to follow the Learning Charter and be unkind to Kim?
- How do we encourage people to follow the Learning Charter?

\*\* If you are unable to access resources and would prefer a paper copy of these instructions please contact the school office.