



Victoria Dock Primary School Home Learning Plan



Year 2

Week Commencing 12th October


As your child is absent from school at the moment, please read the following information and links in order for your child to continue their education until they can return to school. These resources are aligned with the teaching taking place in school and wherever possible video links and additional instructions are given to help support your child. All completed work should be returned to school when your child returns. It will then be looked at by school staff following a quarantine period.

Year 2 Maths – Online Learning		
Place Value		
Lesson	Video Link	Worksheet
Lesson 1 Fact families - addition and subtraction bonds to 20	https://vimeo.com/461736938	https://resources.whiterosemaths.com/wp-content/uploads/2020/09/Y2-Autumn-Block-2-WO1-Fact-families-addition-and-subtraction-bonds-to-20-2019.pdf
Lesson 2 Check calculations	https://vimeo.com/461791410	https://resources.whiterosemaths.com/wp-content/uploads/2020/09/Y2-Autumn-Block-2-WO2-Check-calculations-2019.pdf
Lesson 3 Compare number sentences	https://vimeo.com/461836693	https://resources.whiterosemaths.com/wp-content/uploads/2019/08/Y2-Autumn-Block-2-WO3-Compare-number-sentences-2019.pdf

Please also practice your 2 and 10 times tables on Times tables Rockstar's.

Writing

This week in class we will be focusing heavily on our handwriting. Can you practice the following letters, focusing on the correct formation?




r r r r r r r

rub

rip

red




n n n n n n n

nod

nut

neck




m m m m m m m

man

met

mum



p p p p p p

pit

peg

pop

Reading/Phonics

This week in phonics we will be continuing to use the sounds we have learnt to write different words. Please follow the link to word time reading lessons.

<https://schools.ruthmiskin.com/training/view/eY6v2oO3/lkaZqvKE>

<https://schools.ruthmiskin.com/training/view/FuJ72fls/qxrx6jdf>

For your reading task this week we would like you to pick a book of your choice. Write down all the words that make you want to read the book, think about the interesting words that draw you into the story!

Other Subjects

Topic

This week we will be continuing our learning of Hull's Fishing Industry. We will be creating fact files about different fish. Choose a fish and write a fact file about it using the template below.



Habitat:

Description:

Diet:

Other interesting facts:

Art


This week will continue exploring fish as part of our study of Hull's fishing industry. We will be challenging the children to make their own origami fish. Can you make one too?

Origami Fish

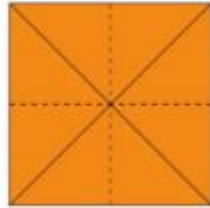


You will need:

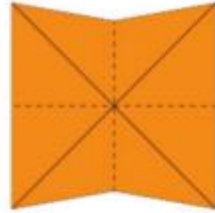
- 1 square piece of paper (at least 12cm x 12cm)
- black felt tip pen



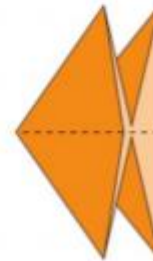
1. Fold the two diagonals.



2. Turn the paper over and fold the vertical and the horizontal line.



3. Hold the paper on both sides and push it together at the folded lines.



4. This creates a triangle.



5. Fold the right corner to the middle to create a fin.



6. Finally fold the left corner on top of the right corner. Turn around the fish and use your black pen to draw an eye.

Jigsaw

This week in Jigsaw we will be thinking about children who follow the whole school Jigsaw charter and why it is fair. On a sheet of paper draw a picture of someone who is following our whole school learning charter and write why this is fair.

** If you are unable to access resources and would prefer a paper copy of these instructions please contact the school offic