



Victoria Dock Primary School Home Learning Plan



Year 2

Week Commencing 28th September

As your child is absent from school at the moment, please read the following information and links in order for your child to continue their education until they can return to school. These resources are aligned with the teaching taking place in school and wherever possible video links and additional instructions are given to help support your child. All completed work should be returned to school when your child returns. It will then be looked at by school staff following a quarantine period.

Year 2 Maths – Online Learning		
Place Value		
Lesson	Video Link	Worksheet
Lesson 11 Compare objects	https://vimeo.com/456122161	https://resources.whiterosemaths.com/wp-content/uploads/2019/07/Y2-Autumn-Block-1-WO6-Compare-objects-2019.pdf
Lesson 12 Compare numbers	https://vimeo.com/457680528	https://resources.whiterosemaths.com/wp-content/uploads/2020/09/Y2-Autumn-Block-1-WO7-Compare-numbers-2019.pdf
Lesson 13 Order objects and numbers	https://vimeo.com/457681015	https://resources.whiterosemaths.com/wp-content/uploads/2020/09/Y2-Autumn-Block-1-WO8-Order-objects-and-numbers-2019.pdf

Writing

This week in class we will be focusing heavily on our handwriting. Can you practice the following letters, focusing on the correct formation?



t t t t t t t

tab

tell

tot




u u u u u u u

up

us

urn



j j j j j j

jam

jet

job



y y y y y y

yum

yet

yard







Reading/Phonics

This week in phonics we will be continuing to use the sounds we have learnt to write different words. Please follow the link to word time reading lessons.

<https://schools.ruthmiskin.com/training/view/J27eTKvW/YiHRbF29>

<https://schools.ruthmiskin.com/training/view/v8WZyM9B/G8Odtfex>

For your reading task this week we would like you to read your favourite book and draw a storyboard to retell the story.

 <hr/> <hr/> <hr/> <hr/>	 <hr/> <hr/> <hr/> <hr/>	 <hr/> <hr/> <hr/> <hr/>
 <hr/> <hr/> <hr/> <hr/>	 <hr/> <hr/> <hr/> <hr/>	 <hr/> <hr/> <hr/> <hr/>

Other Subjects

Design and Technology/History: Hull's Fishing Industry

Next week we will be learning a little about what it is like to be a fisherman. The challenge will be to make your own origami boat and test to see if it floats. You can test how well it floats in a sink, bucket or bath. Please see the attached Powerpoint for more information.

Art – Have a go at designing your own fish, think about the different scales they have. Use the pictures below to help you. Use what ever medium you have at home whether it be paint, playdough or pens/pencils. We will be using our fish to make a fish trail using our different creations so maybe make your own?



Jigsaw- This week in Jigsaw we will be designing a poster about the rights in our classroom. Have a think about the Jigsaw rules and the rules in our classroom, for example, how we all have the right to learn, think about the rewards and consequences we talked about last lesson.

Design your own poster about all these.

** If you are unable to access resources and would prefer a paper copy of these instructions please contact the school offic





Hull's Fishing History



When did fishing in Hull start?

This is King Henry II
allowed Monks to begin
fishing in the Humber
Estuary.





The fresh fish caught by the monks were sold locally. The roads were in poor condition so they would often go off before it reached its destination!

What happened to the fish that were caught?

Important Links

Hull imported salted fish in return for butter, timber and cloth.



Hull's History

Hull became famous for its fishing, whaling and Ship-building industry.



The life of a trawler man...

The life of a trawler man is very dangerous. Sailing in all weathers in the open sea was very perilous. They worked long hours in hard conditions and often didn't see their families for long periods of time.



© Philip Stephen



© Philip Stephen



Challenge: Make a fishing boat

<https://blog.britishmuseum.org/make-your-own-Origami-inspired-by-japanese-prints/?gclid=EAIaIQobChMI342OhNKb7AIVSbDtCh18IAIVEAAYASAAEglziPD BwE>

Click the video link above. Follow the instructions to make your own origami boat.