



Victoria Dock Primary School Home Learning Plan



Foundation 2

Week Commencing 19th October


As your child is absent from school at the moment, please read the following information in order for your child to continue their education until they can return to school. These resources, activity ideas and picture prompts are aligned with the teaching taking place in school and wherever possible video links and additional instructions are given to help support your child. All completed work should be returned to school when your child returns. It will then be looked at by school staff following a quarantine period.

The continued use of Tapestry will allow Parents and Teachers to communicate so that questions and queries can be asked and information and advice shared. Some of the activities outlined below may have a 'Tapestry' logo next to them, meaning that photos or videos could be uploaded to show evidence of your child completing the activity.



** If you are unable to access resources and would prefer a paper copy of these instructions please contact the school office.

Area of Learning	Theme: 'Room on the Broom'.				
Phonics	Practise 'v' https://schools.ruthmiskin.co.uk/training/view/B38thM4G/eBcY7Iiv	Practise 'y' https://schools.ruthmiskin.co.uk/training/view/AEP9b3ew/tt5zbnUU	Practise 'w' https://schools.ruthmiskin.co.uk/training/view/3UKZafZH/s74d2nZ6	Practise 'z' https://schools.ruthmiskin.co.uk/training/view/rE7fQ8n4/E1XMYkIA	Practise 'x' https://schools.ruthmiskin.co.uk/training/view/1qwMpTsc/MgHqIwMg
<p>When introducing phonics to children we introduce letter sounds (not names). It is essential that sounds are 'pure'. Please click on the following link to ensure your child is saying sounds correctly: https://www.oxfordowl.co.uk/for-home/reading-owl/find-a-book/read-write-inc-phonics-1/phonics-pure-sounds-video Further videos and information can be found at: https://home.oxfordowl.co.uk/reading/reading-schemes-oxford-levels/read-write-inc-phonics-guide/</p>					
<p>Watch the Learning to Blend Video: https://www.youtube.com/watch?v=MNyFikwNQIg This will teach you the process of early blending.</p> <p>Cut out the letter tiles attached. Select the sound cards you need for the following words: fan, fat, fun</p>		<p>Cut out the letter tiles attached. Select the sound cards you need for the following words: had, hen</p>	<p>Cut out the letter tiles attached. Select the sound cards you need for the following words: hit, lip,</p>	<p>Cut out the letter tiles attached. Select the sound cards you need for the following words: let, log</p>	<p>Cut out the letter tiles attached. Select the sound cards you need for the following words: met, set</p>
Reading	<p>'Story of the week'</p> <p>Listen to the story of 'Room on the Broom' read by one of the teachers on Tapestry.</p>	<p>'Story of the week' activity 1</p> <p>Create your very own potion just like what happened at the end of our story. Think of all the ingredients you would use and throw them into a cauldron (or whatever you have handy). Remember, for a potion to work you need to say a special spell. Record a video of you making your potion and saying your spell. What will be the result of your potion?</p>	<p>'Story of the week' activity 2</p> <p>Watch the following Meg and Mog video: https://www.youtube.com/watch?v=SeSenrsQtwc</p> <p>If you could travel anywhere, where would it be? Create a picture and label/record yourself explaining where you would go. Would you go to the beach with an ice rink? Would you fly to the moon where a swimming pool is?</p>	<p>'Reading for Pleasure'</p> <p>Reading books at home with your child is a vital part in a child's journey when learning to read:</p> <p>https://www.youtube.com/watch?v=iHML7OZmxIQ&list=PLDe74j1F52zSCiOMSn3zQDSzgu9TrbQ1c&index=9</p> <p>Read a book of your choice at home to/with your child. After you have read the book try to retell the story. You can prompt your child</p>	<p>'Fred Talk Game'</p> <p>What is Fred Talk: https://www.youtube.com/watch?v=dEzfpod5w_Q</p> <p>Fred Talk Game: Play I Spy together...</p> <ol style="list-style-type: none"> 1. Say: Fred can see something 'r-e-d'. Ask children to repeat. Pause to allow children to jump in with the whole word and make the sound of a horse. 2. Say: r-e-d, red. Ask children to repeat and find something red around the

			There are endless possibilities, we can't wait to hear what you come up with!	with questions such as 'what happened in the beginning, middle, end?'	room. Repeat with: b-l-a-k, g-r-ee-n, b-l-oo, b-r-ow-n.
Maths	Learning Number 2 Go through the number blocks PowerPoint, all about number 2. Fill in the number blocks activity sheet all about number 2.	Learning Number 2 Ask a family member to gather a selection of objects and place into different sized groups, with most groups having 2 objects. Can you find the groups that only have two objects within them?	Learning Number 2 Watch the following video: https://www.bbc.co.uk/cbeebies/watch/numberblocks-the-two-song?collection=numberblocks-songs Complete the 'odd one out' number blocks activity sheet.	Learning Number 2 Look around your house and outside your window, what things can you see that show number 2? Look carefully for license plates on ovens/microwaves/TV, flowers, stars... Complete the 'I Spy' activity sheet to find all the pictures showing 2.	Learning Number 2 Watch the following video: https://www.youtube.com/watch?v=q811pYAz6IU&t=126s . Fill in the activity sheet to find 1 more and 1 less than 2.
Fine Motor	Write 'v' https://cdn.oxfordowl.co.uk/2016/07/22/09/34/32/785/rwi_RPhO_SSPS_Set1_v.pdf	Write 'y' https://cdn.oxfordowl.co.uk/2016/07/22/09/34/55/827/rwi_RPhO_SSPS_Set1_y.pdf	Write 'w' https://cdn.oxfordowl.co.uk/2016/07/22/09/34/40/75/rwi_RPhO_SSPS_Set1_w.pdf	Write 'z' https://cdn.oxfordowl.co.uk/2016/07/22/09/35/03/277/rwi_RPhO_SSPS_Set1_z.pdf	Write 'x' https://cdn.oxfordowl.co.uk/2016/07/22/09/34/47/930/rwi_RPhO_SSPS_Set1_x.pdf
Topic	Enjoy a fizzing pumpkin science experiment. Scoop out the inside of a pumpkin (you can also use a bowl instead), and tip in roughly 1 cup of baking powder and a few drops of food colouring of your choice. Then carefully pour in 2 cups of vinegar and quickly step back to watch your pumpkin erupt. What happened to your pumpkin when you added all the ingredients together?	Make a Halloween craft... ideas can be found in the pictures below.		Play a Halloween rhyming game where you find matching pairs using the cards attached at the end of the grid. Try to blend the CVC words to read them or have a grown up read the words as you match them together.	
Jigsaw/E-Safety	Discuss the word 'Information'... what does it mean? What kind of information do we know about the bear below? Do we know what it is? Do we know what colour it is? Do we know what it has around its neck? Do we know its name? Do we know who it belongs to? Why not? (we would need more information). Discuss ways of sharing information online e.g. by using Facebook, Instagram, Tik Tok, Twitter or Tapetsyry. Look at the attached images... decide what information they show and whether they are online or not.				


Halloween craft ideas...



m	a	s	d	t	i
n	p	g	o	c	k
u	b	f	e	l	h
sh	r	j	v	y	w
th	z	ch	qu	x	ng
nk					

Numberblocks: Number Two


Colour in Number Two.



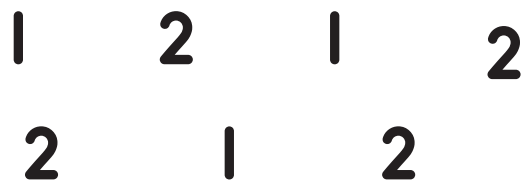
Put 2 dots on the dice.



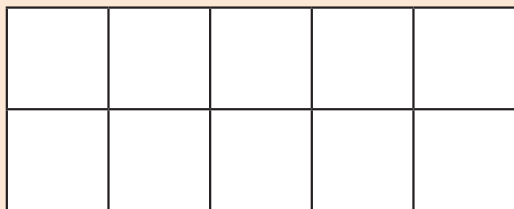
How many fingers are being shown?



Circle all the number 2s.



Draw 2 objects in the ten-frame.



Circle 2 saxophones.








Number Two

Odd One Out



Look at the pictures. Can you spot the odd one out in each row?




© 2020 Alphablocks Ltd. All rights reserved.




Looking for more Numberblocks Fun?
Go to www.numberblocks.tv

I Spy Number Two



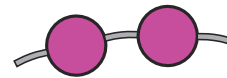
Find and circle all of the number twos.



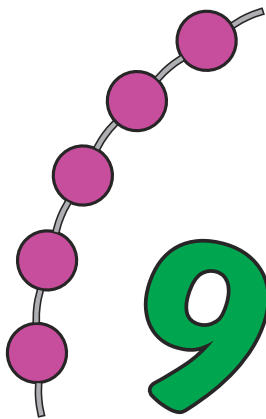


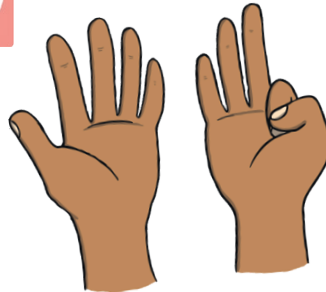
5



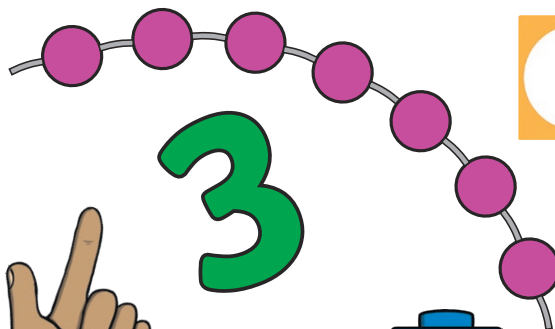
4





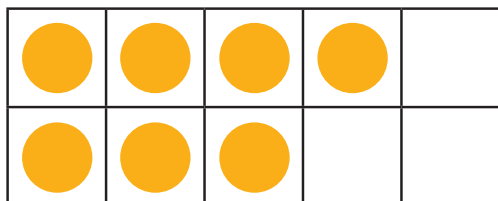
2



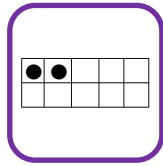


9





3







Number 2

Which has 1 more than 2?

Which has 1 less than 2?

Make 1 more than 2...

--



fright

twinkl.com




night

twinkl.com



spell

twinkl.com



hat

twinkl.com




rat

twinkl.com




cave


twinkl.com



yell



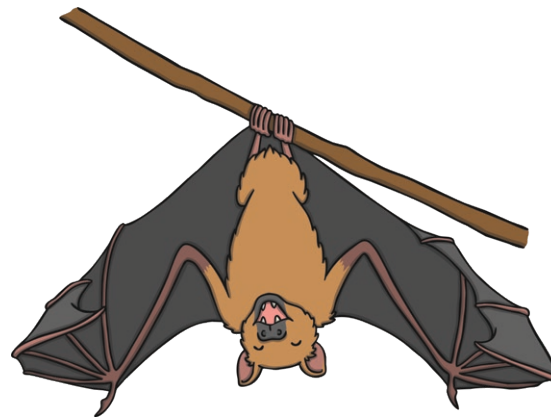
cats



bats



grave



wings

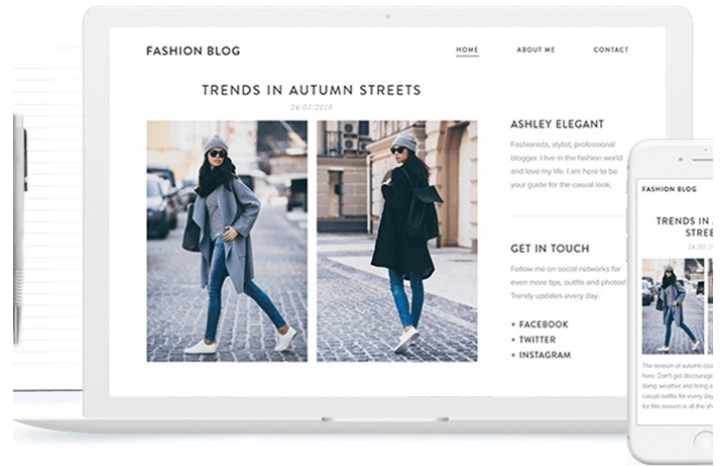


things

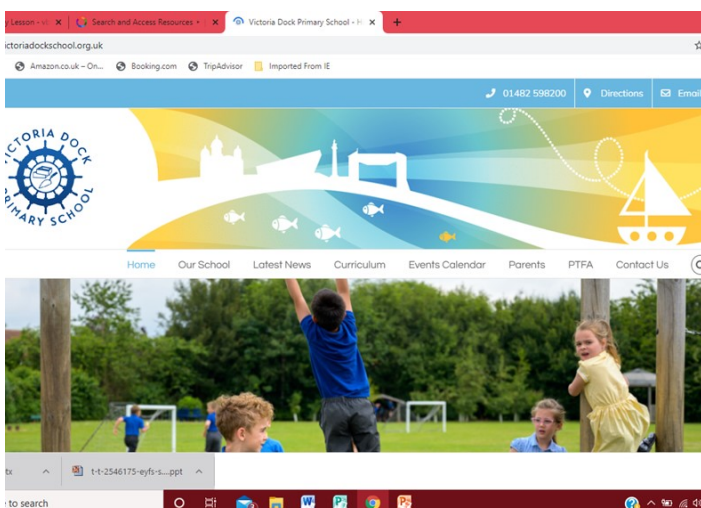
What information do the pictures below give us? Are they online or not?



A family photograph



A blog



Our school website



A non fiction book