




Home Learning Grid Year 1



Week Commencing – 13.07.20

Work to be completed in home learning books

		1	2	3	4
English	<u>Story</u>	<p>This week's story is 'Grendel'. If you don't have the story at home here is a video. https://www.youtube.com/watch?v=rXI4qT_H268</p>	<p style="text-align: center;"><u>Land creation</u></p> <p>Can you create your own land? It might be an amazing, delicious chocolate land like Grendel or a rainbow land etc... It is up to you. Make sure you use adjectives e.g. <i>In my chocolate land, I can see soft fluffy marshmallow clouds.</i></p>	<p style="text-align: center;"><u>Reading comprehension</u></p> <p>Read the poem 'Roar' and answer the questions.</p>	<p style="text-align: center;"><u>SPaG</u></p> <p>Complete the suffix SPaG activity worksheets.</p>
	<u>Task</u>	<p>If you had three wishes, what would you wish for? Make sure you give reasons using 'because' for your wishes.</p>			
Moving Up Challenges					
Moving Up	Your Superhero Self! Year 1-2	<p>Can you label a photo of yourself with your very own superpowers? OR Have a go at drawing yourself as a superhero and then label or write sentences about your Superhero qualities.</p>	<p style="text-align: center;">Your Friends</p> <p>We know it has been quite some time since you were last in the classroom with your friends. Tell us all about your friends. What have you missed about being with them? What are you looking forward to doing with them when you return to school in September?</p>	<p style="text-align: center;">My School Year Memories.</p> <p>Although our school year was cut short this year, we all still have lots of wonderful memories about our fantastic year group classes. Can you tell us all about them?</p>	<p style="text-align: center;">All About You 'Chatterbox'...</p> <p>Can you cut and fold the Chatterbox (below)? Answer the questions honestly and see if someone else can guess the answers!</p>

Maths	Summer Term Week 12 Lesson 1 – ordering numbers	Summer Term Week 12 Lesson 2 – recognising coins	Summer Term Week 12 Lesson 3 – recognising notes	Summer Term Week 12 Lesson 4 – counting in coins
	See sheet attached below. Video link – https://whiterosemaths.com/homelearning/year-1/	See sheet attached below. Video link – https://whiterosemaths.com/homelearning/year-1/	See sheet attached below. Video link – https://whiterosemaths.com/homelearning/year-1/	See sheet attached below. Video link – https://whiterosemaths.com/homelearning/year-1/
Outdoors	Creative Nature Challenges			
	<p style="text-align: center;">Feed the Birds</p> <p>Summer is here and so it is the perfect time to be creative outdoors! It is also a perfect time to put out a beautiful butterfly feeder and attract a few new species to your very own outdoor space!</p> <p>Have a look at the picture and see if you can have a go at your very own!</p>	<p style="text-align: center;">Barefoot Safari</p> <p>Find a space outdoors/indoors to make a short trail of different surfaces to walk over bare footed! If you're indoors consider bubble wrap, iced water, shredded paper a fleecy blanket etc.</p>	<p style="text-align: center;">Nature inspired Mandalas</p> <p>Get creative outdoors with some natural resources! How many patterns/shapes/designs can you make? Can you make lots of mini mandalas or a giant one using natural resources? Have a look at the pictures for some inspiration!</p>	<p style="text-align: center;">Take a Trip</p> <p>Go on an outdoor adventure...the beach, the woods – here is some inspiration – you don't need to go too far to explore our wonderful natural environment! Take lots of pictures and upload to See saw! Can you make any recommendations of where to go and why?</p> <p style="text-align: center;">https://ourbucketlistlives.co.uk/?s=yorkshire.</p>
PE	School Games Active Championships 			


As you are aware, the Oak National Academy also provide a wealth of learning opportunities during the national lockdown. These can be assessed here: <https://www.thenational.academy/online-classroom> . We understand that some families may prefer to work from these materials and this is absolutely fine. Our new grids will hopefully encourage children to use the final few weeks of term to get outdoors where possible and be creative. We are thrilled to see so many children learning at home and taking the opportunity to also do all kinds of things at home which are not usually taught in the classroom. We would like to sincerely thank everyone for their support during this strange time.

My three wishes


1.

2.

3.



My Land Creation



Roar

Stomp! Stomp! Went the feet,
Of the dinosaurs to the jungle's beat.
Crunch! Crunch! Went the jaws,
Of the many hungry dinosaurs.
Snap! Crack! Munching trees,
Breaking off branches with ease.
Screech! Screech! Came the sound,
Of dinosaurs above the ground.
Bang! Bang! A dinosaur fight;
Breaking rocks with all their might.
Crash! Boom! You could hear,
Volcanoes bursting far and near.
Scratch! Scratch! Went the claws,
Of tiny baby dinosaur paws.
Roar! Roar! They make you shake,
Just like a loud frightening quake.
Stomp! Stomp! Went the feet,
Of the dinosaurs to the jungle's beat.



Quick Questions



1. What were the dinosaurs breaking in a fight?



2. Find and copy one word used in the text to describe the dinosaurs.



3. Why do you think that the poem is called 'Roar'?



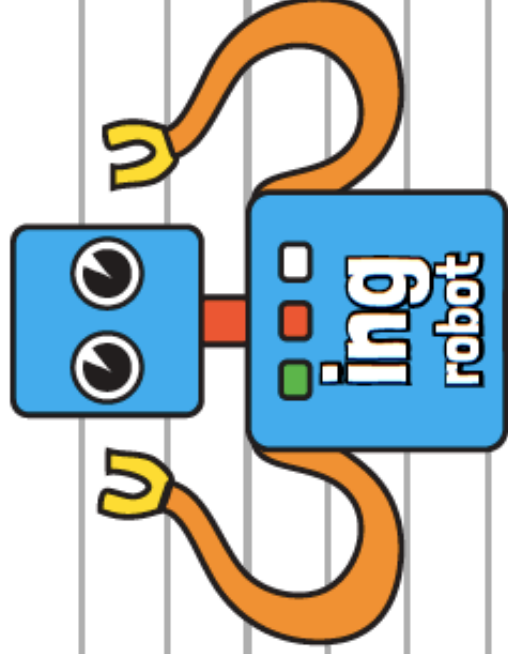
4. Can you think of any other sounds that dinosaurs might have made?

Adding suffixes

We add suffixes to the end of a word to change the meaning. For example if we add **ing** to the word **walk** then we create **walking**, or if we add **ed** to the word **kick** then we create the word **kicked**. In year 1 we work on adding suffixes where the root word (the word you start with) doesn't change, for example, helping, helped, helper, eating, quicker, quickest.

6. Can you add **ing** to these words to change the meaning?

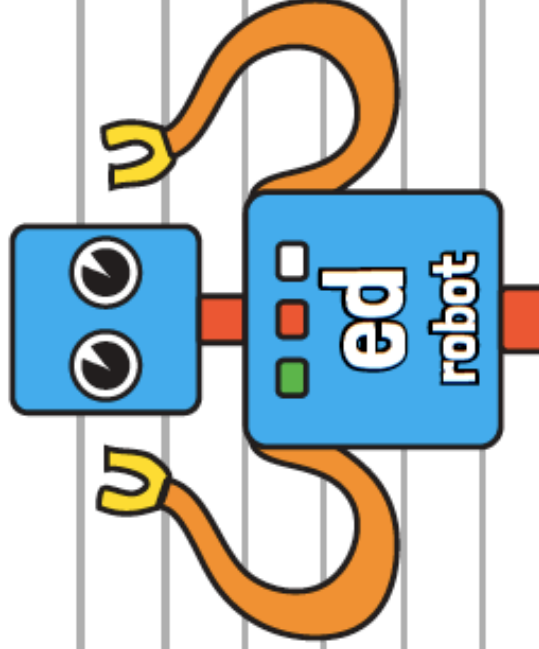
- 1 splash
- 2 kick
- 3 clean
- 4 look
- 5 shout
- 6 help



Use one in your own sentence:

7. Can you add ed to these words to change the meaning?

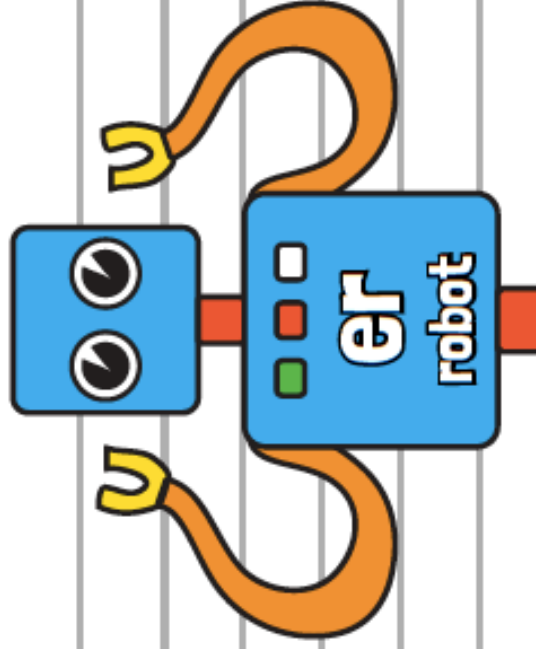
1. splash
2. kick
3. clean
4. look
5. shout
6. help



Use one in your own sentence:

8. Can you add er to these words to change the meaning?

1. high
2. bright
3. tall
4. fast
5. teach
6. small



Use one in your own sentence:

9. Can you add est to these words to change the meaning?

① bright

② smart

③ long

④ smooth

⑤ warm

⑥ old

1.

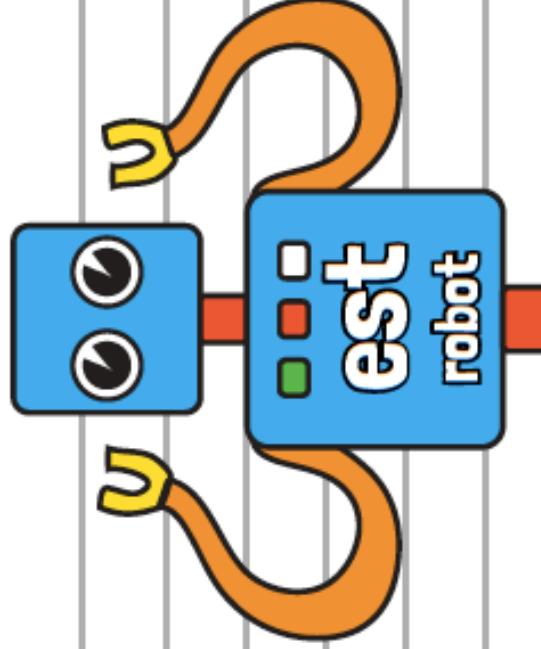
2.

3.

4.

5.

6.

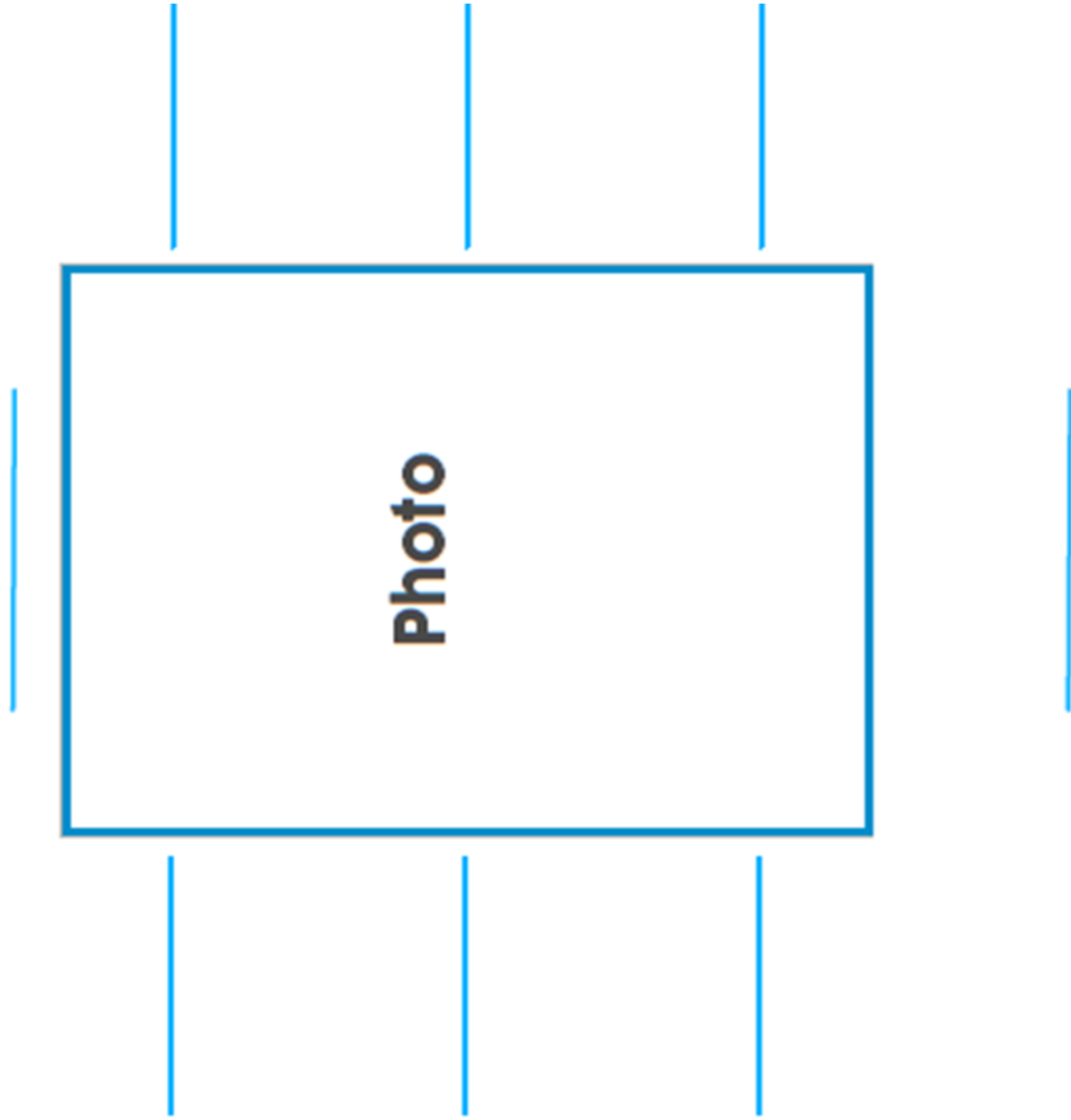


Use one in your own sentence:

Moving Up 1
Your Superhero Self!

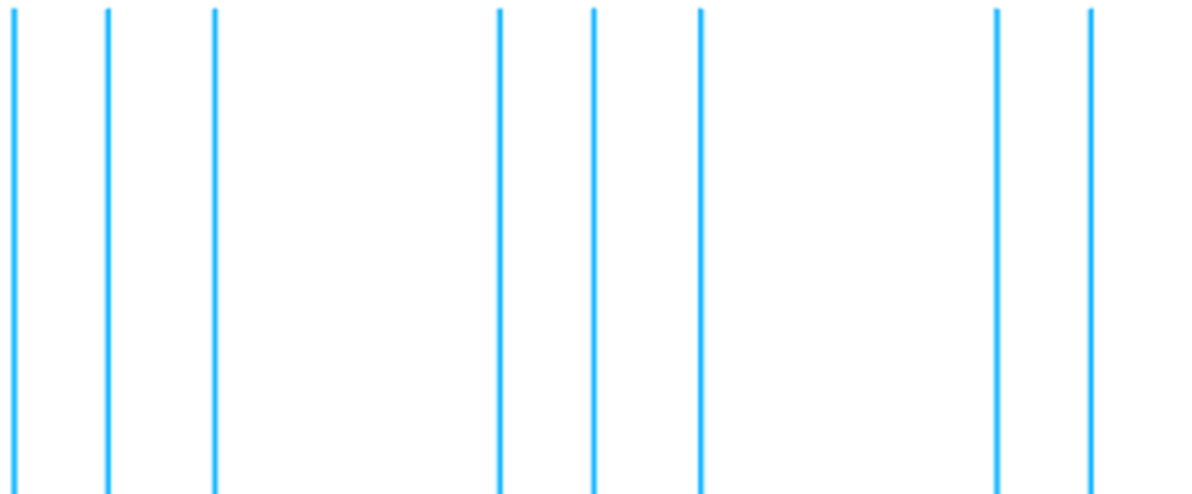

superhero Me

Name: _____



Superhero Me

Name: _____



My Friends



I have lots of friends in school.

My friends are _____ and _____

We like to _____
_____ together.

My School Year Memory Page

This is me!

Greatest school trip

Favourite book
I have read

My teacher

Best outdoor
classroom activity

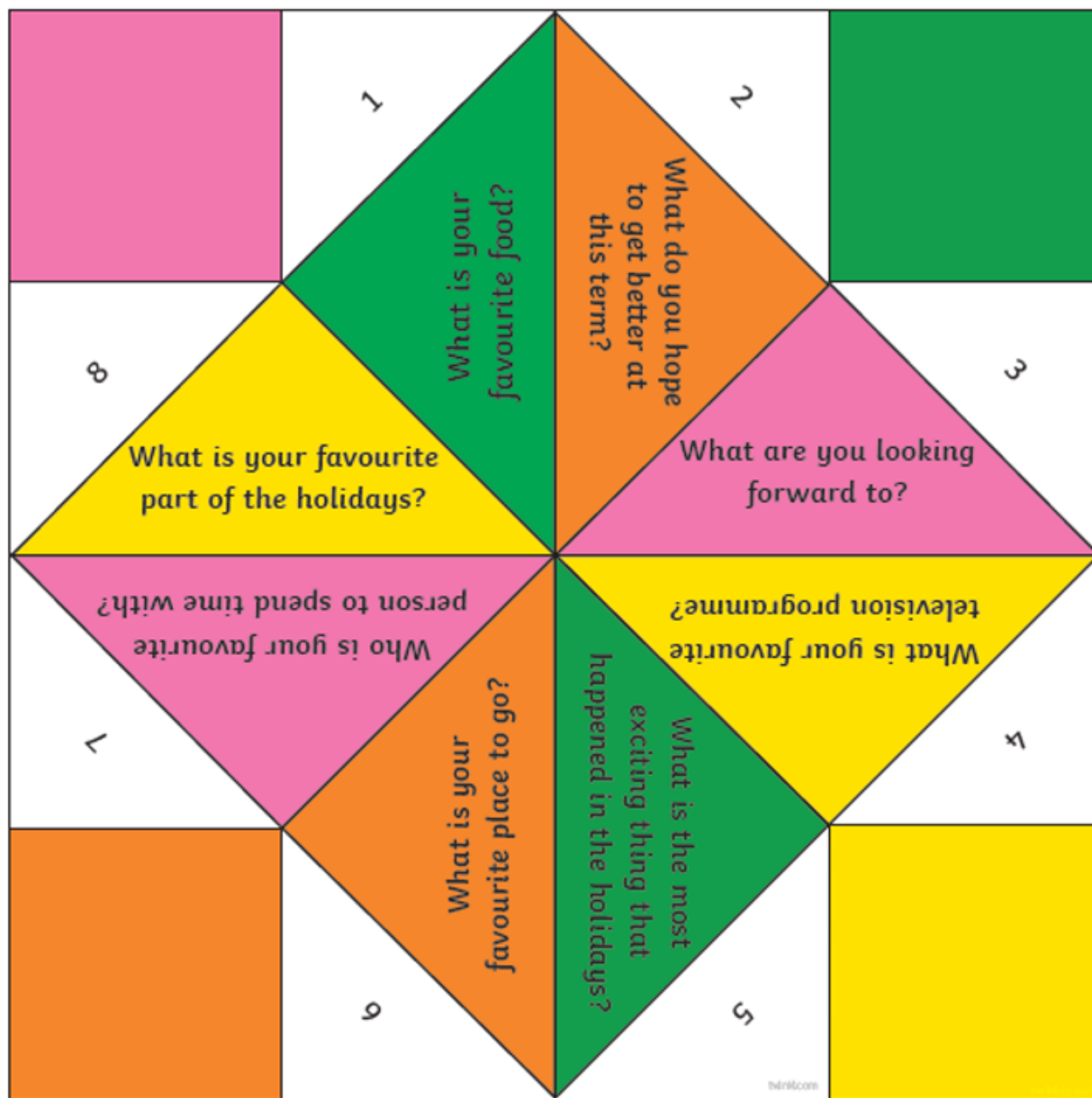
Funniest memory

Best classroom activity

New friends



Moving Up 4
All About You 'Chatterbox'...



ALL about you Chatterbox...

You might need a grown up to help you with this when cutting out and folding. Answer and write down the questions on the paper. Then pick a number and question and see if a friend or family member can guess the answer all about you! Even better if you can upload some videos of you answering the questions on Seesaw!

Time to the hour

1 Match the clocks to the times.



8 o'clock



6 o'clock



4 o'clock



1 o'clock

2 Complete the pattern.



1 o'clock



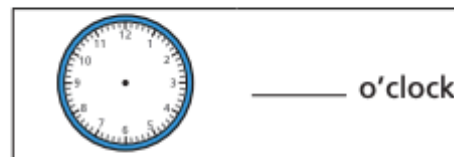
_____ o'clock



3 o'clock



4 o'clock



_____ o'clock

What time comes next?



3 Tick the time that matches the clock.



3 o'clock

12 o'clock



3 o'clock


12 o'clock

4 Tick the time that is more likely.

a) Mo goes to school.



b) Mo goes to bed.



c) Mo has lunch.



Time to the half hour

1 Match the clocks to the times.



half past 7



half past 10



half past 1



half past 4

2 Match the clocks to the times.



8 o'clock



half past 8



half past 3

3 Tick the time that matches the clock.



6 o'clock

half past 6



6 o'clock

half past 12

4 Complete the pattern.



What time comes next?



Writing time

1 Match the activity to the time it takes.



seconds



minutes



hours

2 Choose a word to complete the sentences.

seconds

minutes

hours

- a) The film lasted for 2 _____.
- b) Break time is 20 _____.
- c) Jo can do 5 star jumps in 20 _____.

3 Ask a partner to use a timer.

- a) How many smiley faces can you draw in 10 seconds?
- b) What number can you count to in 20 seconds?
- c) How many star jumps can you do in 1 minute?



- 4 The toy train goes round the track twice in 3 minutes.



Kim

The train will go round the track more times in 1 hour because hours are longer than minutes.



Ron

The train will go round the track fewer times in 1 hour because 1 is less than 3

Who do you agree with? _____

Talk about your answers.



Comparing time

1 Tick the longest time in each set.

a) 1 minute 1 second 1 hour

b) 1 week 1 month 1 day

2 Tick the shortest time in each set.

a) 1 minute 1 second 1 hour

b) 1 week 1 month 1 day

3 Write $>$, $<$ or $=$ to compare the times.

1 day 1 week

7 days 1 week

1 month 1 week

4 Three children ran a race.

Ron



65 seconds

Kim



53 seconds

Sam



60 seconds

Complete the sentences.

- a) _____ was the fastest.
 b) _____ was the slowest.
 c) _____ was faster than Sam.

5 Use a stopwatch to compare how long each activity takes.

- Counting to 10
- Writing your name 3 times.
- Building a tower of 10 cubes.

Use these words and phrases.

fastest slowest faster than slower than



Outdoors 1 Butterfly Feeder



What you will need:

- A small ramekin/jar or even plastic container
- Wool/strong string
- Half of an orange
- Bright coloured flowers (the brighter the better!)

Can you take any pictures of the different butterflies that visit you? Can you identify the species of butterfly? You could even carry out your own science investigation and data collection around what colour flowers attract the most butterflies! We [can't](#) wait to see your own creations on Seesaw or Dojo!

Outdoors 2 Barefoot Safari



Equipment

Identify a short pre-determined route. This could be a pathway over grass, along a wooded area, behind bushes or even a pop up trail on tarmac Incorporate a series of different surfaces en route such as: bark mulch; rounded gravel, fir cones; sand; pebbles; long grass; leaf litter and not forgetting some mud! Areas of loose parts may need separating by sections of natural ground.

Large scrubbing brushes, water and towels at the end of the trail are advisable for cleaning up dirty feet! If you don't fancy an outdoor experience – try something indoors instead!



Outdoors 3 Nature Mandalas

Try creating some beautiful, natural mandalas. You can investigate different patterns as you go – this is a wonderful activity to be creative but also a fantastic calming activity to do in the outdoors.

Use leaves, stones, rocks, sticks, berries, petals...the list is endless! [Don't](#) forget to upload your wonderful designs





School Games

Active Championships

Developed by Hull Active Schools (HAS), the School Games Active Championships are a fun, engaging, national activity campaign for children across the UK to keep active. Parents can download the TopYa! App and sign up with our school's unique code: **28281**.

Children can practise the free active challenges, submit their best performance video and receive free personal coaching feedback from the experienced virtual coaches. For each video submitted, children can earn points, climb the leaderboard and even win prizes.

Parents, check out this video tutorial for more information:

<https://vimeo.com/423604569>