



Important Information



"Oak National Academy is a new collection of high-quality lessons and online resources. Backed by the Government, it has been created in response to the coronavirus lockdown.

Their online classroom offers free access to great teachers, delivering video lessons, quizzes and worksheets. Available for both primary and secondary levels, it covers a range of subjects. All of the lessons are ordered so your child can learn along a clear plan. They'll provide new lessons and resources each week.

Oak National Academy will fit alongside other resources such as BBC Bitesize to offer a structure for the day for children until schools fully reopen.

Oak National Academy was built at speed; at present their resources are for pupils who usually access their schools' curriculum in mainstream education, from reception through to year 10, without significant support or adaptation. They're currently working on providing support for teachers working with pupils with additional needs, and teachers based in specialist settings. Next week they hope to launch materials for pupils not able to access all aspects of their current offer." Information taken from the Oak National Academy website (<https://www.thenational.academy/information-for-parents-pupils/>)

The Oak National Academy lessons can be accessed here: <https://www.thenational.academy/online-classroom>

As you are aware, at Victoria Dock Primary School we provide a home learning pack every week which is created by our class teachers. Although we have these plans already in place, we understand that some families may prefer to work from the materials made available through the Oak National Academy. This is absolutely fine, and we are thrilled to see so many children learning at home and taking the opportunity to also do all kinds of things at home which are not usually taught in the classroom.

Feel free to continue to use our home learning grids (like the one below) or the lessons provided by the Oak National Academy. Either way, we would love you to keep in touch and show us the wonderful things you are doing at home, using Seesaw, Clasdojo or Twitter.

Stay safe and we look forward to returning to school to see everyone's smiling faces.



Home Learning Grid

Year 2

Week Commencing – 08.06.20

Work to be completed in home learning books

	1	2	3	4
Fast Maths	Fast Maths https://forms.gle/cwPhkhQPv1ntW7Er6	Fast Maths https://forms.gle/m7iESyCLvEsmKmv79	Fast Maths https://forms.gle/6bCyZghz9MqMQE8W7	Times Tables Rock Stars Can you set a new high score on Timetable Rockstars here ?
Reading	First News Isn't it time we saw some nice things in the news? See the First News articles below and have a go at the questions. Which is your favourite? I love hearing Taika and his friends read 'James and the Giant Peach'. Have a listen here . You will recognise quite a few of them like Chris Hemsworth (Thor) and Benedict Cumberbatch (Doctor Strange).			
Writing	One Man Band – Ordering Watch this fab clip here and have a go at ordering the pictures in the task below.	One Man Band – Word Bank Based on the clip you watched yesterday, let's generate some fantastic words to use later.	One Man Band – Expanded Noun Phrases Let's take those words from yesterday and turn them into expanded noun phrases.	Story Chunk Use the knowledge you have built up this week to have a go at this ace writing lesson here .
Maths	Fractions Complete the 'Unit Fractions' task below. Click here for video tutorials.	Fractions Complete the 'Non-unit Fractions' task below. Click here for video tutorials.	Fractions Complete the 'Find a half' task below. Click here for video tutorials.	Fractions Complete the 'Find a quarter' task below. Click here for video tutorials.
Challenge	Flat Teacher Challenge Why not have a go at taking a photo of you doing these things on the grid, with mini Mrs. Inchbold with you?			

WORLD NEWS

AUSTRALIA



GIFTS FROM THE DOLPHINS

Tin Can Bay is a popular tourist spot in Queensland, where visitors can feed and swim with dolphins. Because of the lockdown, people are no longer visiting and it seems the dolphins are missing us! The pod of dolphins is bringing in 'gifts' to the volunteers in the area. The treasures include pieces of coral, wood, seaweed, even old bottles. The clever creatures bring them to shore balanced on their snouts. They have been known to bring in gifts like this in the past, but never so often. The nearby café says the dolphins were showing "how much they're missing the public". But a dolphin expert says it probably shows that they are missing the free meals!

Bernaces Clarke
Dolphins feeding

MEXICO



MANY MAMMOTHS

The remains of more than 60 mammoths have been discovered under the site of a new airport in Mexico. Archaeologists ("ar-key-oh-jists") said the bones are about 15,000 (fifteen thousand) years old. The area used to be under a shallow lake and the animals may have got stuck in the mud. Last year, traps for hunting mammoths were also found a few miles away. Mammoths were large mammals related to elephants that became extinct about 4,000 years ago.

RUSSIA



SO LONG SATURN

Saturn the alligator has died in Moscow Zoo at the age of 84. Saturn was given to Berlin Zoo, in Germany, by the USA, where he hatched, in 1936. Somehow, he survived the intense bombing of Berlin during World War Two. British soldiers discovered him after the war and he spent the rest of his life in Moscow, Russia.

moscow700/
Twitter

Four Stories

Questions on: 'World News'

1) Match the news topic to the correct country.

An extinct mammal

AUSTRALIA

A marine mammal

MEXICO

A dead reptile

RUSSIA

Look at the news from Mexico.

2) Mammoths are related to which living animal?

3) Why have all these mammoth skeletons been discovered in Mexico?

Look at the news from Australia.

4) Why do people visit Tin Can Bay in Australia?

5) How has the dolphins' behaviour changed during lockdown?

- They have started bringing gifts to people
- They are no longer bringing gifts to people
- They are bringing more gifts to people

6) There are two possible reasons why the dolphins are bringing more gifts to shore – what are they?

1: _____

2: _____

Look at the news from Russia.

7) Which **three** countries did Saturn the alligator live in? List them in the correct order.

1: _____

2: _____

3: _____

Consider all the news.


8) Look at all three **headlines**. What is similar about the way they have been written?

CRAZY BUT TRUE



REBRICKULOUS!

Have you ever stepped on a LEGO brick by accident? It's not a pleasant experience! Yet Caudwell Children – a charity that supports children with disabilities – is asking you to do it on purpose! It's all for a good cause though. The sponsored LEGO walk will take place on 20th June. Anyone can take part to help raise money. All you need is enough LEGO to make your very own 'walk of fire'. There will be videos giving tips on how to handle the challenge! Kate McMahon, from the charity, explains that the LEGO Walk Challenge is a "rebrickulous fun event for all the family!" To register, email Kate at kate.mcmahon@caudwellchildren.com.



This amazing wave is a digital work of art. It has been set up in the Gangnam District of Seoul, the capital of South Korea. (Yes, that Gangnam.) The wave crashes continuously on flat panels that wrap around the top of the building. It took about three months to design and looks incredibly realistic. The company behind the artwork said: "Waves are beautiful and dynamic... we chose them as our subject because they evoke [create] feelings of comfort – which is much needed now."

HELLO AND GOOD... BLURGH!

Two women in Brighton got a shock when a cheeky seagull wandered into their home. After a quick walk around their place, the chilled seagull looked like he was going to fly out of the door but instead hopped onto the kitchen counter and threw up, before heading back outside. Ew!



Questions on: 'Crazy but True'

1) Why were these stories chosen to go on the 'Crazy but True' page of the newspaper?

Look at the story 'Rebrickulous!'

2) Explain what this charity wants you to do to raise money.

3) Look closely at the **headline**. Which word has been altered to include the word 'brick' and make a joke?

Look at the story 'Hello and good... blurgh!'

4) Find **two** adjectives used to describe this seagull.

1: _____
2: _____

5a) What does the writer mean with the last word "Ew!"?

5b) 'Ew' is a sound that explains a feeling. Here are some similar words. What do they mean?

Mmmm **Ow!** **Ahh!** **Uh-oh!** **Phew!**

6) What is this?
kate.mcmahon@caudwellchildren.com

A web address
 An email address
 A postal address

How do you know?

Look at the story 'Wave art wows!'

7) Where can you find this work of art?

Country: _____
City: _____
Area: _____

8) Do you think a moving picture shown on a screen can be called a 'work of art'?

Explain your thoughts.

ANIMAL NEWS

ALBIE'S ADVENTURES

LUCKY pupils from RL Hughes Primary School in Wigan have been getting lockdown visits from their school dog, Albie.

Albie belongs to assistant head teacher Lisa Tarbuck and has been at the school since he was a puppy. As part of his daily exercise, Albie has already managed to visit the homes of more than half of the 460 pupils at the school. The school asked families to put a sign up in their front window if they wanted Albie to stop to say hello. Mrs Tarbuck knocks on the door and then steps back, leaving Albie to play with the children in their front gardens. They try to visit around 20 homes a day and Albie gets cleaned after each visit. Mrs Tarbuck said: "This is a good way to show them they have not been forgotten about – as well as bringing a bit of joy."



Four Stories

Questions on: 'Albie's adventures'

- 1) RL Hughes Primary School in Wigan in the northeast of England has a **school pet**.
Complete the fact file.

RL Hughes Primary School Pet FACT FILE	
Type of animal	
Pet's name	
Owner's name	
Owner's job in school	
When the pet became part of school life	

- 2) What is Albie up to during lockdown?
3) How do families let Albie and Mrs Tarbuck know they'd like a visit?
4) Put these **numbers** into the **sentences** to complete the **facts**.

20 230 460

There are _____ pupils at RL Hughes Primary School. Albie and Mrs Tarbuck visit around _____ homes every day. During lockdown, they have visited over _____ of the school's families so far.

- 5) Find the **two things** that Mrs Tarbuck does to make sure the visits are safe for everyone during lockdown.

- 6) Match the **adjectives** to the **nouns** used by the journalist in the news story.

Daily	garden
Front	head teacher
Lockdown	exercise
Assistant	visits

- 7a) Who is **quoted** in the story?

Albie	Mrs Tarbuck	Year 6 pupil, Suzy
-------	-------------	--------------------

- 7b) What do they **say** in their **quote**?

I loved it when Albie came to visit. He brings me so much joy.

Woof!
Woof! Woof!

This is a good way to show them they have not been forgotten about – as well as bringing a bit of joy.

- 8) Why do you think so many families at the school like to be visited by Albie and Mrs Tarbuck?

ENTERTAINMENT

PEACHY PERFORMANCES



A HOST of famous actors and film-makers have teamed up to read Roald Dahl's *James and the Giant Peach* to entertain families at home and raise money for charity.

James and the Giant Peach, with *Taika and Friends* is a ten-part series that you can watch on YouTube.

Each video features film-maker Taika Waititi reading part of the story, joined by many celebrity guests! Taika directed the Marvel film *Thor: Ragnarok*.

In episode one, Chris and Liam Hemsworth provide the voices for James's aunts. Other famous actors taking part include Meryl Streep, Josh Gad, Cate Blanchett and Eddie Redmayne. (Look to the right to find out who they are!)

New episodes will be launched every Monday, Wednesday and Friday on the Roald Dahl! YouTube channel.

Money raised from the videos will be used to help charities taking part in the battle against the coronavirus. They include Roald Dahl's Marvellous Children's Charity, which provides nurses for critically ill children in the UK, and Partners In Health, which works in

some of the poorest parts of the world. Roald Dahl's daughter is one of its founders.

Some of the actors helping to read *James and the Giant Peach* are:



Chris Hemsworth – Thor in *Thor*



Meryl Streep – the mum in *Mamma Mia!*




Cate Blanchett – Valka in *How to Train Your Dragon*



Josh Gad – Olaf in *Frozen*



Eddie Redmayne – Dug in *Early Man*



Four Stories

Questions on: 'Peachy performances'

1) Which Roald Dahl book is being read out loud by film stars?

- James and the Giant Peach*
 Charlie and the Chocolate Factory
 Fantastic Mr Fox

2) Who is the main reader and what does he do?

3) What is the aim of this project?

4) Find the details:

Number of episodes: _____

Where to watch: _____

Days with new episodes: _____

5) The money raised is going to which two charities?

1: _____
 2: _____

6) Can you match the actor to the correct film?

Meryl Streep	Frozen
Eddie Redmayne	<i>How to Train Your Dragon</i>
Josh Gad	<i>Mamma Mia!</i>
Cate Blanchett	<i>Early Man</i>

7) What is the link between Roald Dahl and the charity Partners In Health?

8) What is your favourite Roald Dahl story? Why do you like it?

Writing 1

Watch this Pixar film [here](#) and order these screenshots. For each one, can you write a great sentence so we can tell the story in 9 sentences altogether?



Writing 2

Take a closer look at this screenshot of the video, One Man Band. Can you create your own word bank for us to use later this week? Note down anything you can see or imagine hearing, smelling, feeling at this point. Think carefully about different words for these things and add adjectives to help describe them. We will use your fab vocabulary later this week.



Writing 3

Here are some of the words I came up with yesterday:

Racket

rivals

notes

rhythms

melody

jangle

ring

Let me choose one to expand (make bigger). This lets me add more detail and paint a better picture for anyone reading the work.

Melody → a melody → a lively melody → a vibrant, lively melody → **a vibrant, lively melody full of jingles and jangles**

Can you see how I slowly added new parts to the noun (melody)?

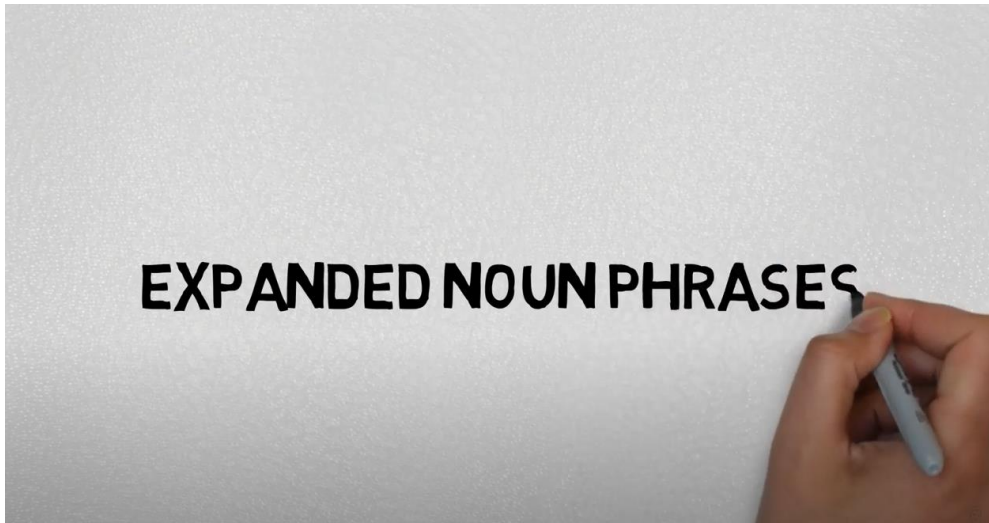
You can add determiners at the start like 'a' or 'the' or 'some'.

You can then add a few adjectives like 'vibrant' or 'lively'.

You can even then extend after all of this with a phrase like 'full of jingles and jangles'.

Have a go at taking some of your words from yesterday's session and then turning them into expanded noun phrases like this.

If you'd like a little more help, why not check out this video by clicking the image below.



Writing 4

Today, we are going to take our fab words and phrases which we have made throughout the week, and use them to write just 1 section of the One Man Band story. In the first session this week, you were given 9 different photos of the story so 9 different sections. We want you to pick one of these sections to write about. You will be zooming in on just one section of the story and then writing about it. Choose a section from the ones below and try to write between 5-10 sentences.


Plot point 1: The Village Square
Time: 0:29 – 0:47



Plot point 2: An audience
Time: 0:48 – 1:07




Plot point 3: Competition
Time: 1:08 – 1:33



Plot point 4: CRASH!
Time: 1:34 – 1:50



Plot point 5: Louder and faster
Time: 1:51 – 2:07



Plot point 6: Too much
Time: 2:08 – 2:36




Plot point 7: Coin drop
Time: 2:37 – 2:52



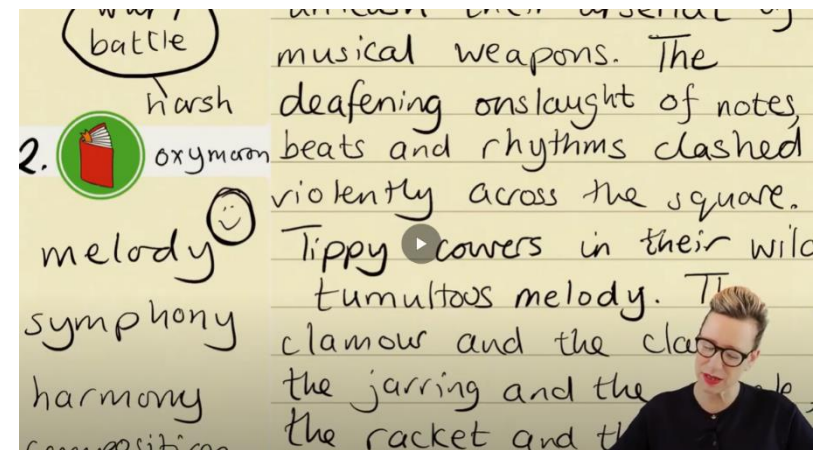
Plot point 8: You owe me
Time: 2:53 – 3:24



Plot point 9: Surprise!
Time: 3:25 - end



Once you have chosen a picture/section, click this video (below) if you would like some awesome help in writing your chunk, packed with lots of little challenges and bits of advice.



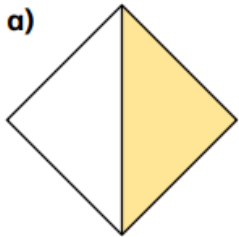
Note to parents

This video is a lesson which was done live by Jane Considine. She does one every weekday on The Training Space Youtube channel and it is aimed at all primary school children. She is doing them free of charge during lockdown and they are fab in case you would like to try them at any point. We use a form of this approach to teach writing at school.

Unit fractions

1 Complete the sentences for each shape.

a)



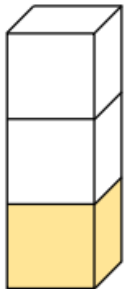
There are equal parts.

There is part shaded.



is shaded.

b)



There are equal parts.

There is part shaded.



is shaded.

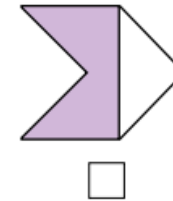
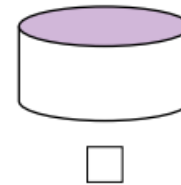
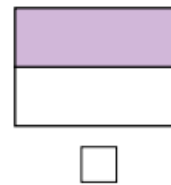
2 There are equal parts.

There is part circled.

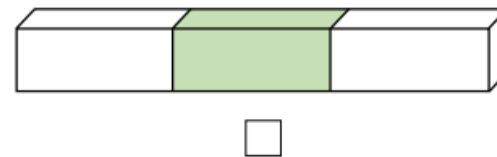
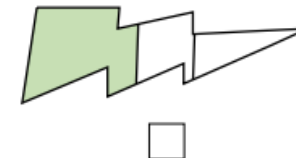
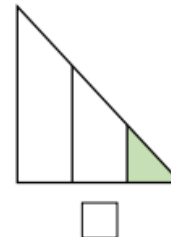


is circled.

3 Tick the shape that has $\frac{1}{2}$ shaded.

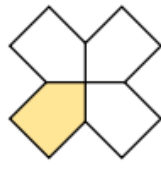


4 Tick the shape that has $\frac{1}{3}$ shaded.




- 5 Tick the shapes that have $\frac{1}{4}$ shaded.

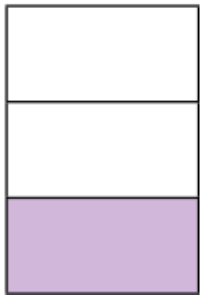







- 6 What fraction of each shape is shaded?







What is the same about the fractions?

What is different about them?

- 7 Here are some fractions.

$$\frac{1}{2}$$

$$\frac{2}{3}$$

$$\frac{3}{4}$$

$$\frac{1}{4}$$

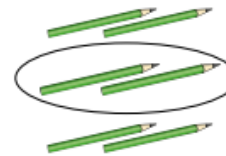
$$\frac{1}{3}$$

Tick all the unit fractions.

Compare answers with a partner.

Can you think of any more unit fractions?

- 8 Match the objects to the unit fractions.



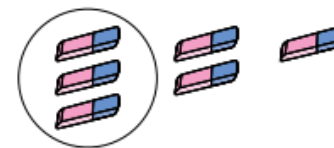
$$\frac{1}{2}$$



$$\frac{1}{3}$$



$$\frac{1}{4}$$




$$\frac{1}{5}$$

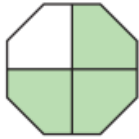


Non-unit fractions


1 Complete the sentences.

a)  There are 3 equal parts.
There are 2 parts shaded.

is shaded.




b)  There are equal parts.
There are parts shaded.





is shaded.

c)  There are equal parts.
There are parts shaded.



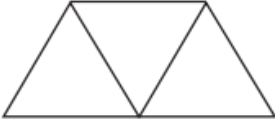
is shaded.

2 What fraction of each shape is shaded?

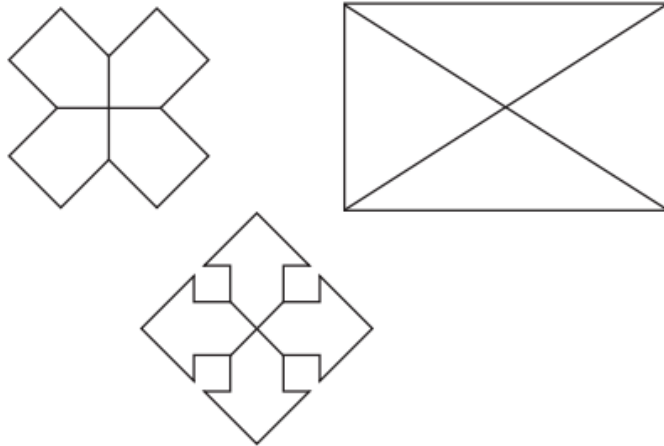
a)  


b) 




3 Colour $\frac{2}{3}$ of each shape.

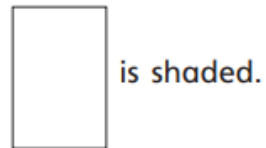
 



- 4 Colour $\frac{3}{4}$ of each shape.

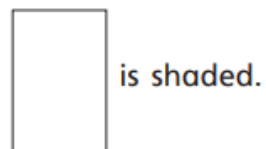


- 5 A shape has 3 equal parts.

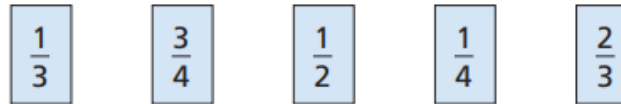
- a) What fraction is shaded if there are 2 parts shaded?



- b) What fraction is shaded if there are 3 parts shaded?



- 6 Write the fractions in the table.



Unit fractions	Non-unit fractions

- 7 Fill in the boxes to give a unit fraction and a non-unit fraction.



Work with a partner.

Find other examples of unit fractions and non-unit fractions.

Write five examples of each.

unit fractions: _____

non-unit fractions: _____




Find a half

1 Here are 6 counters.



a) Share the counters into 2 equal groups.



b) Complete the sentences.

There are 6 counters.

The counters are shared equally between

groups.

There are counters in each group.

$\frac{1}{2}$ of 6 is equal to




2 Use counters.

a) Can you share 10 counters into 2 equal groups? _____

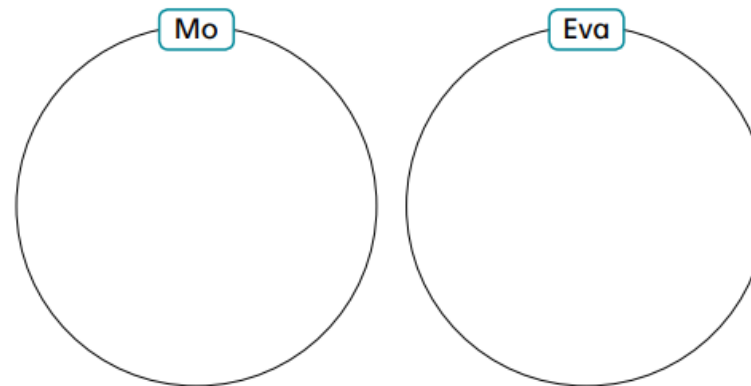
b) Can you share 11 counters into 2 equal groups? _____

Talk about it with a partner.

3 Mo and Eva have 12 tennis balls.




Share the tennis balls equally between Mo and Eva.



- 4 Find $\frac{1}{2}$ of each number.

Use the arrays to help you.

a)  $\frac{1}{2}$ of 10 =

b)  $\frac{1}{2}$ of 16 =

c)  $\frac{1}{2}$ of 20 =

- 5 Ron has run 20 m.

Start

Finish



Rosie has run half that distance.

- a) Draw an arrow on the running track to show where Rosie is.

- a) How far has Rosie run? m



- 6 Here are half of Annie's sweets.

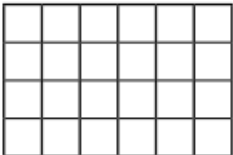


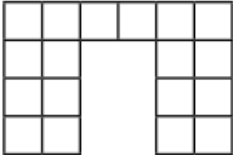
How many sweets does Annie have in total?

Compare answers with a partner.

- 7 Colour $\frac{1}{2}$ of each shape.

Use the shapes to help you complete the number sentences.

a)  $\frac{1}{2}$ of =


b)  $\frac{1}{2}$ of =

- 8 Complete the number sentences.

$\frac{1}{2}$ of = 10 $\frac{1}{2}$ of = 7



Find a quarter

1 Here are 8 counters. 

a) Share the counters equally into 4 groups.



b) Complete the sentences.

counters are shared equally

between groups.

There are counters in each group.

c) What is $\frac{1}{4}$ of 8?

How did you work this out?



2 There are 12 pencils.




a) Share them equally between 4 pencil pots.



b) What is $\frac{1}{4}$ of 12?

3 Tom and Dora are walking along a path. By midday Dora has walked halfway. Tom has walked a quarter of the way.




- a) Draw an arrow to show where Dora is.
- b) Draw an arrow to show where Tom is.



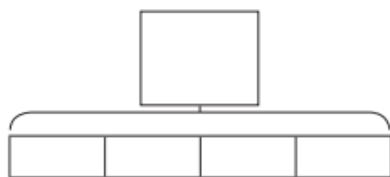
- 4 Use the bar models to help you work out a quarter.

a) Work out $\frac{1}{4}$ of 20




$\frac{1}{4}$ of 20 =

b) Work out $\frac{1}{4}$ of 16



$\frac{1}{4}$ of 16 =

- 5 Show that $\frac{1}{4}$ of 24 is 6



- 6



I can find a quarter by halving a number and halving again.

Use this method to find $\frac{1}{4}$ of 12



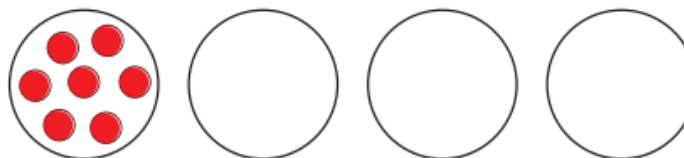
$\frac{1}{4}$ of 12 =

- 7 Complete the table.

Number	$\frac{1}{2}$ of Number	$\frac{1}{4}$ of Number
8		
20		
24		

- 8 $\frac{1}{4}$ of a number is 7

What is the number?



The number is



Challenge

FLAT TEACHER

Adventure

with mini Mrs. Inchbold



Hey friends!
How have you been?
I miss you a ton,
So let's have some fun!

I love adventures,
Wherever you're at,
So I've shrunk myself down,
And made myself flat!

So pop me in your pocket,
Your bag or your car,
I'll go anywhere you go,
Whether it's near or far.

Let's go for a cycle,
Or paint or read,
We could eat pizza or cake,
You take the lead!

Wherever you go,
Just remember real quick,
If you've a camera,
Please take a pic!

I can't wait to hear from you,
I miss you an awful lot,
I am so proud of you,
Now let's see what you've got.

Why not have a go at taking a photo of you doing each of these things on the grid, with mini Mrs. Inchbold with you?

There are 4 mini Mrs. Inchbolds for you to cut out on the next page. Take one with you; take a photo of you and her; and post to Seesaw.

I wonder: can you complete the whole grid?

<p>Let's read a book together!</p>	<p>Going on a walk would be amazing!</p>	<p>Let's hang out in a fort! Make it from anything.</p> <p><i>How can I help?</i></p>	<p>Shall we watch a film?</p>
<p>Can we just have some chill time with your family?</p>	<p>I'm hungry! Please feed me!</p> <p><i>WHAT'S FOR LUNCH?</i></p>	<p>Can we take a bike ride? Wear your helmet!</p>	<p>Let's take a selfie with your funniest face!</p>
<p>Can you build me an obstacle course or draw me a hopscotch game?</p>	<p>Let's just go play outside.</p> <p><i>hello SUNSHINE</i></p>	<p>Can you teach me to draw some pictures?</p>	<p>It's been a while since I've played a board game, online or a card game! Let's play!</p>
<p>Let's do some chores together!</p>	<p>Let's just do something kind for someone.</p>	<p>Let's do your schoolwork together!</p> <p><i>MISSION ACCOMPLISHED</i></p>	<p>Choose your own adventure! Surprise me in a good way!</p>

