



Home Learning Grid

Year 1

Week Commencing – 22.06.2020

Work to be completed in workbooks.

1	2	3	4	5
---	---	---	---	---

Alternative 'ai' sound

Review all phase 3 and 5 sounds. See videos...

<https://www.youtube.com/watch?v=aNcBWSBxSp0>

https://www.youtube.com/watch?v=NK8_Tvu6bJk

<https://www.youtube.com/watch?v=W8Jp5MutVIQ>

<https://www.youtube.com/watch?v=YPW-ZkhRUPY>

This week we are looking at different ways to write the 'ai' sounds.

See flash cards below...

Choose from the activities below to practice the alternative 'ai' sounds

Phonics Play have lots of resources (online games and printable). We have just moved onto phase 5c.

<https://www.phonicsplay.co.uk/resources/phase/5>

<https://www.phonicsplay.co.uk/teachers/printable-resources/phase-5/ai-printables>

Phonics/ Spelling	<p>Alternative spelling worksheet.</p> <p>Colour by phonics worksheet. Read all the words and identify the 'ai' sound.</p> <p>Sound family game</p> <p>Phonopoly See challenge cards and score card below</p> <p>Roll and read Can you put the words you read into sentences?</p>				
	<p><u>Book trust</u> https://www.booktrust.org.uk/books-and-reading/have-some-fun/ Listen to one of the many stories on book trust.</p>	<p><u>Make someone smile</u> Tell someone about your favourite story. You could draw about it, write about it or record yourself acting it out. Send it to someone who</p>	<p><u>'ai' phoneme spotter</u> Read 'Sid the snail' text. Can you find all the different 'ai' sounds?</p>	<p><u>Reading Comprehension</u> Read the sentences and colour the picture.</p>	<p><u>Reading Questions</u> Read the shark text and answer the questions.</p>
Reading					

	Can you write your own version or draw a picture of your favourite part?	may be feeling lonely at the moment. It could possibly be someone from the nursing home.			
Writing	<p><u>Story</u></p> <p>This week's story is 'Barry the fish with Fingers'.</p> <p>If you don't have the story at home here is a video.</p> <p>https://www.youtube.com/watch?v=Jn1FBkrHNK</p> <p><u>g</u></p> <p><u>Task</u></p> <p>Barry the fish with fingers has many skills that he shares in the story. Can you make a list of all the amazing things he can do? You could even illustrate these skills.</p>	<p><u>Newspaper</u></p> <p>In the story, Barry saves Puffy from getting hurt. This made him the hero of the story. Can you write a newspaper article detailing how Barry rescued Puffy?</p>	<u>Party Planning</u>		
			<p><u>The Invite</u></p> <p>Barry and his friends decide to have a party to celebrate the fact that Puffy was safe.</p> <p>Can you write an invitation for Barry's party that he can give to the other sea creatures?</p> <p>Make a list of the sea creatures he will invite.</p>	<p><u>The Party Design</u></p> <p>Can you design and describe where the party will be and what it will look like?</p> <p>Make sure you use adjectives in your sentences.</p>	<p><u>The Food</u></p> <p>What food could Barry and his friends have at their party?</p> <p>Can you come up with some fish friendly recipes for Barry to make for his guests?</p>
Maths	<p>Summer Term Week 9 Lesson 1 – counting to 100</p> <p>See sheet attached below.</p> <p>Video link – https://whiterosemaths.com/homelearning/year-1/</p>	<p>Summer Term Week 9 Lesson 2 – partitioning numbers</p> <p>See sheet attached below.</p> <p>Video link – https://whiterosemaths.com/homelearning/year-1/</p>	<p>Summer Term Week 9 Lesson 3 – comparing numbers (1)</p> <p>See sheet attached below.</p> <p>Video link – https://whiterosemaths.com/homelearning/year-1/</p>	<p>Summer Term Week 9 Lesson 4 – comparing numbers (2)</p> <p>See sheet attached below.</p> <p>Video link – https://whiterosemaths.com/homelearning/year-1/</p>	<p><u>Daily Practice</u></p> <p>Number bonds to 10</p> <p>Number bonds to 20</p> <p>Counting in 2s</p> <p>Counting in 5s</p> <p>Counting in 10s</p> <p>Naming 2d and 3d shapes</p> <p><i>Look at hit the button on top marks.</i></p> <p>Make it a competition or a game!</p>

<p>Challenge</p>	<p><u>Science</u> Habitats- https://www.bbc.co.uk/bitesize/topics/zx882hv</p> <p>Research these habitats and then make a habitat of your choice.</p> <p>What do we need to be doing to protect these habitats?</p> <p>Take a look at the Life of the Undergrowth with David Attenborough to find out some more information. https://www.youtube.com/watch?v=uppwVyUd5SO</p>	<p><u>Music</u> Listen to Peter and the Wolf by Sergei Prokofiev. Identify the animals/characters portrayed by the music and the instruments used to help portray them.</p> <p>The animals/characters to identify are: Peter, duck, cat, Grandpa, wolf, birds, hunters</p> <p>The instruments used to help identify them are: Oboe, bassoon, French horn, timpani, strings, flutes</p> <p>If you would like to find out more, look at how Walt Disney turned this into a piece of film: https://www.youtube.com/watch?v=Va8Uz6MoK Lg</p>	<p><u>Creative</u> Motivating moments—can you create a piece of art and display it where passers-by can see it?</p> <p>Maybe you could write a quote as well.</p>	<p><u>Computing skills</u> https://www.barefootcomputing.org/docs/default-source/at-home/mini-missions_online_resourcegrid.pdf</p> <p>Have a look at some of these mini missions to help your computational thinking!</p>	<p><u>PE</u> Can you do the exercises to spell out your name each day? See grid below...</p> <p>Or</p> <p>Cosmic Kids Yoga Joe Wicks PE Go Noodle</p>
-------------------------	---	--	---	---	---

ai



rain

ay



crayon

ey




grey

ei



reindeer

a-e



snake

eigh



weight

ea



break

ae



sundae

Alternative Spellings For 'ai' Sound



snake crayon grey weight train aim

bake eight way veil reindeer

For each word: sound out, blend the sounds together to say the whole word and then write the word under the correct spelling of the 'ai' sound.

a-e

ai

ei

ay

eigh

ey

Phase 5 Alternative Spellings For ai

There are different ways to spell the 'ai' sound.
















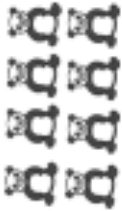




Can you spot words below with each of the different spellings?


Fill in your key with a different colour for each spelling and then colour in the picture.

Key



<input type="checkbox"/> ai	<input type="checkbox"/> ey	<input type="checkbox"/> eigh	<input type="checkbox"/> ay	<input type="checkbox"/> a_e	<input type="checkbox"/> ea
-----------------------------	-----------------------------	-------------------------------	-----------------------------	------------------------------	-----------------------------

			
chain	day	grey	survey
			
obey	pain	stain	train
			
stay	play	lay	blame
			
game	mane	neigh	eight
			
break	steak	great	bay



hay



may




okay

eigh




ay



ai

a-e



ey

ai Sound Family Game

How to play

Roll the dice and move the amount of squares shown.

Pictures: When you land on a picture say the word and identify the correct phoneme.

Phoneme: When you land on a phoneme, say a word which contains that phoneme.

Extension: Try to think of more complex words and use them in a sentence.



twinkl www.twinkl.co.uk

ey

ai



START
FINISH

ay



ai

a-e



ay

Pick up a chance card.
Good luck!

Roll a dice!
If the number is even, pick up a chance card.
If it is odd, pick up a challenge card.

veil	+ 2 points	acorn	+ 10 points	escape	+ 5 points	sleigh	+ 2 points	counterweight	+ 10 points	Challenge	+ 5 points	absell	+ 5 points	prey	+ 2 points
------	------------	-------	-------------	--------	------------	--------	------------	---------------	-------------	-----------	------------	--------	------------	------	------------

PHONOPOLY

Place your challenge cards here.

Place your chance cards here.



twinkl visit twinkl.com

1. Place your counters on start and write your names on the score card.
2. On your turn, roll the dice and move your counter around the board clockwise.
3. If you land on a coloured space, read the word correctly to score the points.

4. If you land on a challenge space, pick up a challenge card and answer the problem correctly to score the points.
5. If you land on a chance space, pick up a chance card for a trick or a treat!
6. The first player to reach 100 points wins!

weightless	+ 10 points
freight	+ 5 points
they	+ 2 points
?	Chance
reindeer	+ 10 points
survey	+ 5 points

Thursday	+ 5 points
apron	+ 10 points
veins	+ 2 points
Challenge	?
complain	+ 5 points
apricot	+ 10 points

Pick up a challenge card.
Good luck!

Start
Collect 5 points every time you pass start.

+ 2 points	+ 10 points	+ 5 points	+ 2 points	+ 10 points	Chance	+ 5 points	+ 2 points
amaze	eighteen	crayon	spray	handrail	?	snake	snail

Challenge

Read this
challenging word:

mountaintop

+ 5 points

Challenge

Read this
challenging word:

amazement

+ 5 points

Chance

Treat:

+ 10 points

Chance

Treat:

+ 10 points

Challenge

Read this sentence:

**I ate a bacon bagel as I
escaped the maze.**

+ 6 points

Challenge

Read this sentence:

**Spray a tray of crayons
in the same way.**

+ 6 points

Chance

Treat:

+ 10 points

Chance

Treat:

+ 10 points

Challenge

Read this question:

**Can Dale make a game
which contains veins?**

+ 7 points

Challenge

Read this question:

**Will Gail and Sanjay ever
play with a reindeer?**

+ 7 points

Chance

Trick:

- 10 points

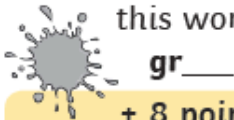
Chance

Trick:

- 10 points

Challenge

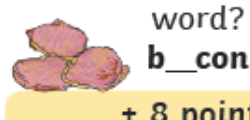
What letters are missing
to correctly spell
this word?



+ 8 points

Challenge

What letters are missing
to correctly spell this
word?



+ 8 points

Chance

Trick:

- 10 points




Chance

Trick:







- 10 points

Phonopoly

Player 1	Player 2	Player 3	Player 4
<hr/> 20	<hr/> 20	<hr/> 20	<hr/> 20



Phase 5 'ai', 'ay' and 'a-e' Sound Family Phoneme Roll and Read Mat

	wait	hail	snail	tail	rain
	sail	nail	aim	pain	train
	day	may	bay	spray	play
	say	crayon	tray	way	may
	rake	name	take	maze	late
	whale	flake	make	grape	plane

ai Sound Family Phoneme Spotter Story


Sid the Snail

Sid was fed up with being just a snail and decided he wanted to try something new. One day during the month of May he decided to become a weather reporter. He crawled outside leaving a slimy trail behind him. At first it was warm and sunny and he liked being outdoors, but soon the grey clouds came and it began to rain. Just then it started to hail and Sid had to quickly hide inside his shell, where he felt safe. He didn't want to be a weather reporter anymore!

The next day Sid decided he would like to become a postman and deliver people's mail. "I can do this," he thought to himself, it looked easy. He set off carrying a bag full of letters and cards, he slithered along paths and pavements, he even avoided falling down all of the drains. Even though he was slow he was really enjoying himself, reading names and addresses on the front of letters and cards, but suddenly he crawled over a nail which was lying on the ground and was left in a lot of pain. Sid decided he didn't want to be a postman again! What a shame!

Next he decided to become a sailor and made his way down to the bay. He found a pale green boat and climbed inside. When he was out at sea he saw an enormous whale who created a gigantic wave with one almighty great swish of his tail. Sid was covered in water when the wave splashed over his boat. "Time to go," thought Sid.

So Sid went home and decided although he'd had a busy time, he would be most happy just being a garden snail.



Reading Comprehension

Five Key Words

Read the sentence and colour the picture.

School




1. The first child has red trousers and an orange jumper.
2. The third child has a blue T-shirt and green hair.
3. The last child has a pink trousers and blue hair.
4. The second child has a red dress and blue socks.
5. The fourth child has green boots and a black top.
6. The third child has yellow shoes and black shorts.

The Great White Shark

Great white sharks are the top of the ocean's food chain. They are the biggest fish on our planet which eat other fish and animals. They are known to live between thirty and one hundred years old and can be found in all of the world's oceans, but they are mostly found in cool water close to the coast.

Even though they are mostly grey, they get their name from their white underbelly. The great white shark has been known to grow up to six metres long and have up to three hundred sharp teeth, in seven rows. Their amazing sense of smell allows them to hunt for prey, such as seals, rays and small whales from miles away.



Quick Questions



1. Why do you think that the great white shark is at the top of the ocean's food chain?



2. Where are most great white sharks found?



3. Find and copy the adjective that the author uses to describe the shark's sense of smell.



4. Number these facts from 1 to 3 to show the order they appear in the text.

- They live between thirty and one hundred years.
- They can grow up to six metres long.
- They have up to three hundred teeth.



Barry's Special Skills





My News

Date:

The School's Best News

Written by:

Headline



Vertical lines for writing the main body of the news article.





Party Invitation



twinkl.com





The Party Design

Can you design and describe where the party will be and what it will look like?
Make sure you use adjectives in your sentences.





The Food



What food could Barry and his friends have at their party? Can you come up with some fish friendly recipes for Barry to make for his guests?



twinkl.co.uk



Counting to 100


1 How many cherries are there?



There are cherries.

How did you count them?

2 How many bread rolls are there?



There are bread rolls.

How did you count them?



3 How many sweets are there?



There are sweets.

How did you count them?

4 Complete the number tracks.

a)

67	68			71			
----	----	--	--	----	--	--	--

b)

89			92			
----	--	--	----	--	--	--


c)

			97	96		94	
--	--	--	----	----	--	----	--



Partitioning numbers

1 Here are some sweets.



Complete the sentences.

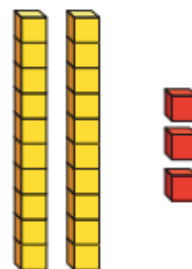
There are bags of 10 sweets.

There are individual sweets.

There are sweets altogether.



2 The base 10 show the number 23



Complete the sentence.

23 has tens and ones.

How do you know?

3 Complete the sentences.

a) 49 has tens and ones.

b) 92 has tens and ones.

c) 60 has tens and ones.



- 4 Ron is thinking of a number.



My number has 4 ones
and 7 tens.

What number is Ron thinking of?

- 5 Fill in the missing numbers.

a) is greater than 57

b) is less than 41

c) is greater than 28 but less than 36

d) 65 is greater than


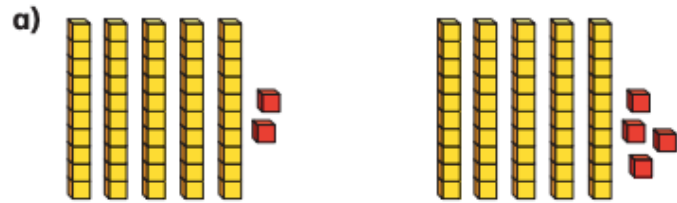
How many tens and ones does each of your numbers have?



Comparing numbers (1)

1 Which is the greater number in each pair?

Tick your answers.



How do you know?



2 Mo and Kim each have some marbles.



a) How many marbles does Mo have?

b) How many marbles does Kim have?

c) Who has more marbles? _____

How do you know?



3 Use base 10



a) Make a number greater than 50

What number did you make?

b) Make a number less than 90

What number did you make?

c) Make a number greater than 80
but less than 100

What number did you make?

Talk about your answers.



4 Write **greater than** or **less than** to complete the sentences.

a) 72 is _____ 83

b) 100 is _____ 99

c) 65 is _____ 56

Comparing numbers (2)

1 Which is the smallest number in each pair?

Tick your answer.

a)

Tens	Ones	Tens	Ones
4	6	5	1

b)

Tens	Ones	Tens	Ones
7	2	7	1

How did you know which number to tick?

2 Circle the greater number in each pair.

a)

37	81
----	----

b)

90	9
----	---

c)

16	72
----	----

3 Write $<$, $>$ or $=$ to compare the numbers.

a) 19 ○ 41

b) 51 ○ 24

c) 79 ○ 80

d) 100 ○ 93

4 Use the digit cards.



Make a number greater than 25

Make a number less than 72

Make a number greater than 59

Talk about your answers.

5 Ron, Sam and Kim have each made a number.



Ron

My number has 7 tens
and some ones.

My number has 8 tens
and some ones.



Sam

My number has 6 tens
and some ones.



Kim

a) Who has made the smallest number?

b) Who has made the greatest number?

Talk about it with a partner.



PE

Can you do the exercises to spell out your name each day? Can you spell the rest of your families names too?

Can you create your own Exercise alphabet? Upload a video of you completing the task, or a picture of your exercise alphabet.

A	10 star jumps	N	40 second wall sit
B	10 knees to elbows	O	10 mountain climbers
C	Do the can-can for a count of 15	P	10 hops on your left leg
D	10 Bottom heel flicks	Q	10 hops on your right leg
E	5 push ups (from your knees)	R	Run to the nearest door and back 4 times
F	20 high knees	S	Hop like a frog 8 times
G	10 lunges (5 each leg)	T	Pretend to pedal your bike with your hands for a count of 20
H	Pretend to ride a horse for a count of 20	U	Walk like a crab for a count of 20
I	10 calf raises	V	15 star jumps
J	Side plank (20 seconds each side)	W	10 straight jumps
K	Sprint for 20 seconds	X	10 jump squats
L	20 imaginary jump ropes	Y	10 regular squats
M	10 side leg raises (5 on each side)	Z	10 lunges (5 each leg)