



## Home Learning Grid Year 1

Week Commencing – 15.06.2020  
Work to be completed in workbooks.

	1	2	3	4	5
<b>Phonics/ Spelling</b>	<p><u>'ey' sound</u> We are learning to explore alternative pronunciation of 'ey'.</p> <p>'ey' in monkey and grey</p> <p>Read the words on the list and sort them/write them into the correct column. Can you think of any of your own words to go in the blank boxes? Can you write them into sentences? Read the phonics comic for ey</p>	<p><u>Phase 5 recap</u> <u>Phase 3</u> <a href="https://www.youtube.com/watch?v=aNcBWSBxSp0">https://www.youtube.com/watch?v=aNcBWSBxSp0</a> <u>Phase 5</u> <a href="https://www.youtube.com/watch?v=YPW-ZkhRUPY">https://www.youtube.com/watch?v=YPW-ZkhRUPY</a></p> <p>Complete the animal mosaic using your knowledge of phase 5 sounds.</p>	<p><u>Phonics Activity Mat</u> <u>Phase 3</u> <a href="https://www.youtube.com/watch?v=aNcBWSBxSp0">https://www.youtube.com/watch?v=aNcBWSBxSp0</a> <u>Phase 5</u> <a href="https://www.youtube.com/watch?v=YPW-ZkhRUPY">https://www.youtube.com/watch?v=YPW-ZkhRUPY</a></p> <p>Complete all the activities on the phonics mat.</p>	<p><u>Phoneme Blast Off</u> <u>Phase 3</u> <a href="https://www.youtube.com/watch?v=aNcBWSBxSp0">https://www.youtube.com/watch?v=aNcBWSBxSp0</a> <u>Phase 5</u> <a href="https://www.youtube.com/watch?v=YPW-ZkhRUPY">https://www.youtube.com/watch?v=YPW-ZkhRUPY</a></p> <p>Play the phoneme game.</p>	<p><u>Phase 5 Word search</u></p> <p>Complete the word searches below.</p> <p>Can you find all the words?</p> <p>Maybe you could write some silly sentences using the words</p>
<b>Reading</b>	<p><u>Non-fiction</u></p> <p>Choose a non-fiction book to read.</p> <p>Can you tell me or your grownups any of the interesting facts you have learnt?</p>	<p><a href="https://www.oxfordowl.co.uk/for-home/">https://www.oxfordowl.co.uk/for-home/</a></p> <p>Username: year1am Password: read Username: year1ea Password: read Username: year2ai Password: read</p> <p>Choose an online ebook to read – use your phonics to sound out the words.</p>	<p><u>Reading Comprehension</u></p> <p>Read Jazzy jellyfish and answer the questions</p>	<p><a href="https://www.oxfordowl.co.uk/for-home/">https://www.oxfordowl.co.uk/for-home/</a></p> <p>Username: year1am Password: read Username: year1ea Password: read Username: year2ai Password: read</p> <p>Choose an online ebook to read – use your phonics to sound out the words.</p>	<p><u>Reading skills activity</u> <u>Our beautiful blue planet</u></p> <p>Read the sentences about the sea and answer the questions.</p>

<p><b>Writing</b></p>	<p><u>Story</u></p> <p>This week's story is 'the singing mermaid. If you don't have the story at home here is a video.</p> <p><a href="https://www.youtube.com/watch?v=Kznv15gnvQ">https://www.youtube.com/watch?v=Kznv15gnvQ</a></p> <p><u>Task</u></p> <p>Retell the story using the grid below.</p>	<p><u>Character Description</u></p> <p>The mermaid is the main character in the story. Can you write a character description about her, detailing what she looks like, what skills she has and what you know about her personality from the story?</p>	<p><u>Poster</u></p> <p>In the story, the mermaid decides to go live at the circus. Can you make a poster advertising the mermaid's act and all the other exciting things to see at the circus?</p>	<p><u>Circus Performer</u></p> <p>If you could perform in the circus, what act would you like to do? Would you need any special skills for your act, such as the ability to juggle, weight lift or balance?</p> <p>Create your own character description...</p>	<p><u>Letter</u></p> <p>Sam Sly convinced the mermaid that she should perform at the circus. Her friends tried to stop her, but she didn't listen to them. Can you write a letter to the mermaid her not to go?</p>
<p><b>Maths</b></p>	<p>Summer Term Week 8 Lesson 1 – arrays</p> <p>See sheet attached below.</p> <p>Video link – <a href="https://whiterosemaths.com/homelearning/year-1/">https://whiterosemaths.com/homelearning/year-1/</a></p>	<p>Summer Term Week 8 Lesson 2 – doubles</p> <p>See sheet attached below.</p> <p>Video link – <a href="https://whiterosemaths.com/homelearning/year-1/">https://whiterosemaths.com/homelearning/year-1/</a></p>	<p>Summer Term Week 8 Lesson 3 – sharing</p> <p>See sheet attached below.</p> <p>Video link – <a href="https://whiterosemaths.com/homelearning/year-1/">https://whiterosemaths.com/homelearning/year-1/</a></p>	<p>Summer Term Week 8 Lesson 4 – grouping</p> <p>See sheet attached below.</p> <p>Video link – <a href="https://whiterosemaths.com/homelearning/year-1/">https://whiterosemaths.com/homelearning/year-1/</a></p>	<p>Explore the different maths songs.</p> <p>We like Jack Hartman at school...</p> <p>Can you perform, record it and upload it so we can see it?</p>
<p><b>Challenge</b></p>	<p style="text-align: center;"><u>Flat Teacher Challenge</u></p> <p>Why not have a go at taking a photo of you doing these things on the grid, with mini Mrs. Marrow and mini Miss. Argent with you?</p>				

Sort the sounds for the alternative pronunciation of the /ey/ grapheme.

/ey/ says 'ey'	/ey/ says 'ay'

money

trolley

they

survey

honey

cockney

grey

donkey

monkey

obey


valley

prey

'ey' phonics comic

# The Mystery Key

Phase 5b ey



# Animal Mosaic

Read the real and nonsense words with each grapheme in. Use the key to colour in the squares to reveal the hidden picture.

Real words with ph = light pink	Real words with ey = grey	Real words with ea = light green
Nonsense words with ph = dark pink	Nonsense words with ey = blue	Nonsense words with ea = dark green

phlot	pheeze	phizz	bleach	releap	gleam	pheeth	phobe	gleph
belph	phonics	pliph	dreck	cleash	meab	rephied	nephew	phuna
griph	zoph	dalph	money	valley	donkey	phop	alphath	ploph
beach	chimney	monkey	parsley	turkey	trolley	hockey	jockey	lean
scream	alley	pley	trockey	kidney	tukey	keyy	keys	mean
read	honey	jersey	storey	valleys	donkeys	alley	money	heat
heap	storeys	alleys	elephant	dolphin	phone	chimneys	trolleys	teach
cream	honey	turkeys	money		jockey	key	money	heap
seam	dream	peach	chimney	trolleys	keys	beam	stream	read
steam	clean	each	weach	teanch	theap	beach	eat	meat

Phonics Activity Mat

# Speed read the sounds

er oi ow ur or air  
 ai ar oo oa igh qu  
 ng th sh ch zz y x  
 z w v j ure ear ee

Write the missing sounds.

r\_\_n



c\_k\_



cr\_\_on



Circle the words that contain the a\_e sound.

game trunk starling  
 grape blame plate  
 paint  
 train reptile shape

Add the sound buttons

blurst  
 quib  
 coid  
 parks  
 feast  
 goal

# Trash or Treasure?


chapter voisk scrug scribe light  
 drime clend shape these splue



_____	_____
_____	_____
_____	_____
_____	_____
_____	_____
_____	_____

# Reading Time

dat



cag



rin



ept



chum

kick

reef


short

## Phase 5 Phonemes Blast Off!

Directions: Take turns to roll the die, then move that many spaces on your side of the board. Read the word out loud, and if you pronounce it correctly leave your counter on the word. If your opponent challenges you and you've read the word incorrectly, go back to the space you were on! The first player to reach Jupiter wins!

amaze
lake
same
escape
came
made
haul
launch
saw
lawn
concrete
steam
few
jewel
trolley
bike
<b>Start</b>

haunted
gaze
take
games
snake
heap
meat
monkey
slide
five
pie
replied
enjoy
destroy
graph
tube
<b>Start</b>



# Phase 5 Phonics Words

e l e p h a n t f t u i  
h g l p q w e d a f t g  
k i y u m p t o e k i h  
b r l j o w e r d f e u  
z l b c n a q d g c j h  
w m l p k e s q e r t a  
e j k v e s t o s a y s n  
t b o y l p i y b c o s t  
r q k l g l u e b n x j e  
k e r y g h k m v a d  
m c l o u d a q w y i n

cloud

tie

boy

girl

elephant

toe

monkey

glue

crayon

haunted



## Phase 5 Tricky Words

y k m c t h e i r

k c s d g o g q i

f o k p c t M r s

u l t b h y v e

e l p o e p h v M

p d i p d j p i r

i l l o o k e d t

h b a s k e d z c

k y c a l l e d n


people  
their  
called  
looked

asked  
could  
Mr  
Mrs

# Jazzy Jellyfish

Jellyfish live in the sea all over the world. They have been on our planet for millions of years. Some kinds of jellyfish were even around before the dinosaurs.

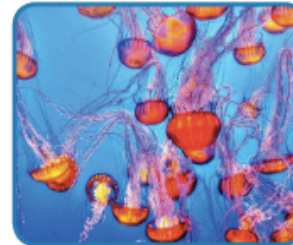
Jellyfish come in lots of different sizes and colours. Some are large and bright. Some can be very hard to see and nearly invisible. Some jellyfish can make their own light and glow in the dark!



A large, brown jellyfish.

**Q4:** Match the adjectives to what they describe in the text.

- |          |                       |                         |
|----------|-----------------------|-------------------------|
| powerful | <input type="radio"/> | body                    |
| long     | <input type="radio"/> | tentacles               |
| smooth   | <input type="radio"/> | arms (called tentacles) |



A bloom of jellyfish.

Most jellyfish like to live in groups. A group of jellyfish is called a 'bloom'. Large blooms can have thousands of jellyfish in them. Blooms move together and look for food.

Jellyfish eat lots of different things. They eat fish, shrimp, crabs, tiny plants and sometimes, other jellyfish! But jellyfish need to be careful because some animals eat them. Turtles are always looking for a tasty jellyfish to munch on.

**Q1:** Write **one** word to complete this sentence.

Jellyfish have been on our planet for \_\_\_\_\_ of years.

**Q2:** Which of these statements are true? Tick **two**.

- Jellyfish live in lakes and ponds.
- Some jellyfish glow in the dark.
- Jellyfish can be hard to see.
- Jellyfish are all the same size and colour.



**Q5:** How do you think a jellyfish might feel if it were near a turtle? Explain why.

---



---



Even though their name says so, jellyfish are not really fish because they do not have a backbone. There are lots of things that jellyfish do not have. They don't have a brain, a heart, any bones or any eyes. Their body is smooth and can look like an empty plastic bag floating in the water.

One thing that jellyfish do have is long arms called tentacles. They use their powerful tentacles to sting fish or even people.

**Q3:** Which of these does a jellyfish not have? **Circle four** answers.

- arms  
  a brain  
  a body  
  eyes  
  bones  
  a heart



**Q6:** Number the facts below in the order that they appear in the text. The first one has been done for you.

- A group of jellyfish is called a 'bloom'.
- 1 Some kinds of jellyfish were even around before the dinosaurs.
- They eat fish, shrimp, crabs, tiny plants and other jellyfish.
- Jellyfish are not really fish because they do not have a backbone.
- Jellyfish come in lots of different sizes and colours.



# Our Beautiful Blue Planet

Step 1 Starting Reading Skills



**Q1:** What do the fish like to do?


Tick **two**.

eat

swim

rush

play



There are lots of things that live in the sea.  
The fish like to swim and play.  
The coral is bright and sharp.

**Q2:** Which word in the text describes the coral?

Tick **one**.

pink

long

bright

hard



**Q3:** What might the shark be thinking?  
Answer with a full sentence.

---

---

---



**Q4:** How many fish can you see?  
Answer with a full sentence.

---

---

---



# Story Map

NCO:

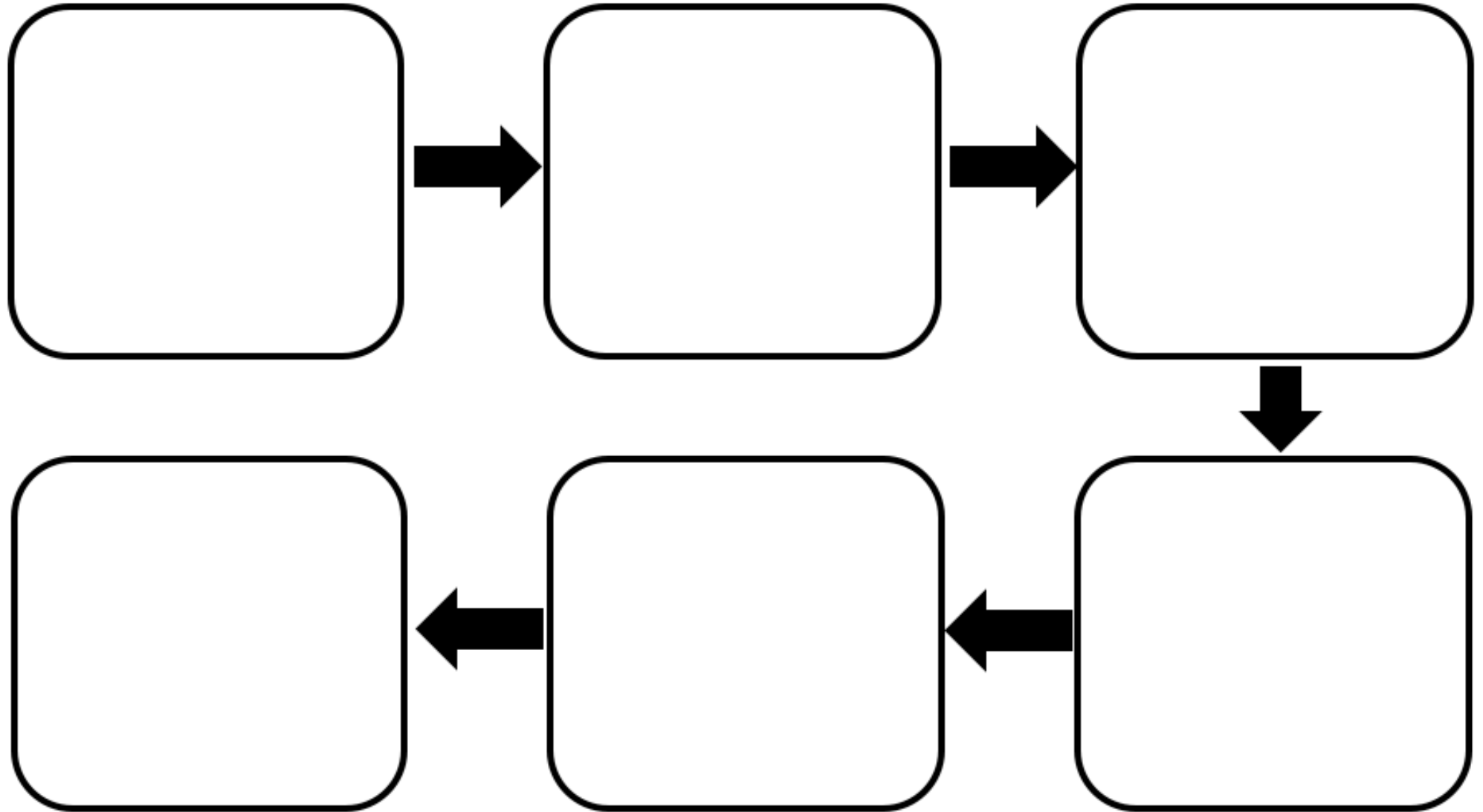
- To retell familiar key stories that I have read.
- To say out loud what I am going to write about, composing sentences orally before writing them.
- To write a story with a beginning, middle and end.

The diagram is a story map template. It consists of six rounded rectangular boxes, each containing horizontal lines for writing. The boxes are arranged in two rows of three. The top row boxes are connected by arrows pointing from left to right. The bottom row boxes are also connected by arrows pointing from right to left. A single arrow points from the top-right box down to the bottom-right box, indicating a transition between the two rows.

# Story Map

NCO:

- To retell familiar key stories that I have read.
- To say out loud what I am going to write about, composing sentences orally before writing them.
- To write a story with a beginning, middle and end.





# The Singing Mermaid



---

---

---

---

---


---

---

---

---

---

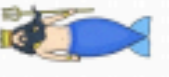


Circus poster





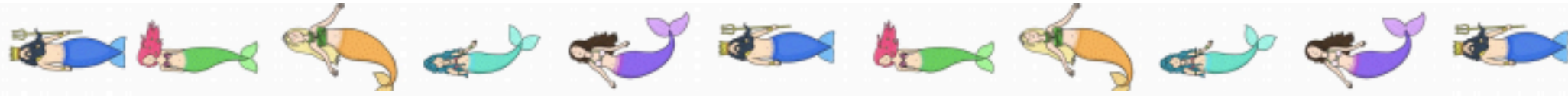
# My Circus Act



A large rectangular box containing ten horizontal lines for writing, intended for a student to describe their circus act.








## Make arrays

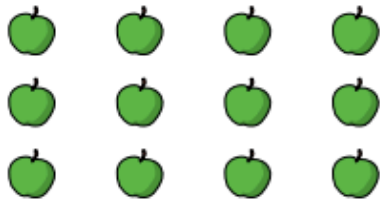
1 Circle each row of sweets.



How many rows are there?

There are  rows.

2 Circle each column of apples.




How many columns are there?

There are  columns.



3 Make this array.



Complete the sentences.

a) There are  counters in each row.

There are  rows.

There are  counters altogether.

b) There are  counters in each column.

There are  columns.

There are  counters altogether.

Make your own array.

How many rows are there?

How many columns are there?



# Make doubles

1 Complete the sentences.

Use the pictures to help you.



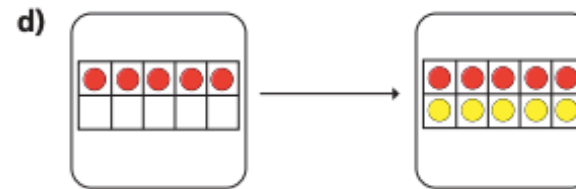
Double 1 is



Double 2 is



Double  is



Double

is

2 Match the doubles to the additions.

Double 3

6 + 6

Double 6

7 + 7

Double 10

3 + 3

Double 7

10 + 10

3 Fill in the gaps.

a) Double 15 is

b) Double 11 is



c) Double 12 is

d) Double 20 is

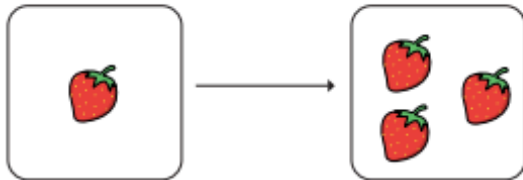
e) Double  is 8

f) Double  is 16

4



I have doubled the number of strawberries.



Do you agree with Mo? \_\_\_\_\_

Talk about it with a partner.



## Make equal groups – sharing

- 1 Rosie and Amir are sharing some sweets.



- a) Draw lines to share the sweets equally.  
b) How many sweets does each child get?

Each child gets  sweets.

8 sweets shared equally between 2 is



- 2 Five children share some grapes.



- a) Draw lines to share the grapes equally.  
b) How many grapes does each child get?

Each child gets  grapes.

10 grapes shared equally between 5 is



- 3 Ron needs to share 20 bananas between 5 boxes.




How many bananas will there be in each box?

20 bananas shared between 5 boxes is

There will be  bananas in each box.



4 Use 30 counters.



a) Share the counters between 2 friends.

How many counters does each friend get?

b) Share the counters between 5 friends.

How many counters does each friend get?

c) Share the counters between 10 friends.

How many counters does each friend get?



## Make equal groups – grouping

1 Here are some socks.



a) Draw lines to match the pairs of socks.

b) Complete the sentences.

There are  socks altogether.

There are  socks in each pair.

There are  pairs of socks.



2 Here are some counters.



a) Circle groups of 2

b) Complete the sentences.

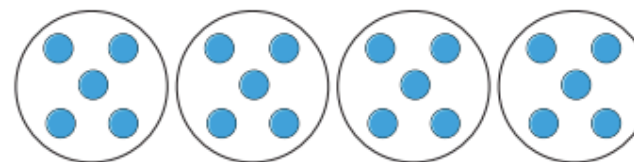
There are  counters altogether.

There are  equal groups of 2 counters.



3 Complete the sentences.


a)



There are  counters altogether.

There are  equal groups of  counters.

b)



There are  counters altogether.

There are  equal groups of  counters.

4 Use 30 counters.

a) How many equal groups of 2 can you make?

b) How many equal groups of 5 can you make?

c) How many equal groups of 10 can you make?

Talk about your answers.





# FLAT TEACHER Adventure



with mini Mrs. Marrow  
& mini Miss. Argent



Hey friends!  
How have you been?  
We miss you a ton,  
So let's have some fun!

We love adventures,  
Wherever you're at,  
So we've shrunk ourselves  
down,  
And made ourselves flat!

So pop us in your pocket,  
Your bag or your car,  
We'll go anywhere you go,  
Whether it's near or far.

Why not have a go at taking a photo of you doing each of these things on the grid, with mini Mrs. Marrow & mini Miss. Argent with you?

There are 4 mini Mrs. Marrows & 4 mini Miss. Argents for you to cut out on the next page. Take one with you; take a photo of you and them; and post to Seesaw.

I wonder: can you complete the whole grid?

Let's go for a cycle,  
Or paint or read,  
We could eat pizza or cake,  
You take the lead!

Wherever you go,  
Just remember real quick,  
If you've a camera,  
Please take a pic!

We can't wait to hear from you,  
We miss you an awful lot.  
We are so proud of you,  
Now let's see what you've got.

Let's read a book together!



Going on a walk would be amazing!



Let's hang out in a fort! Make it from anything.



Shall we watch a film?



Can we just have some chill time with your family?



I'm hungry!  
Please feed me!




Can we take a bike ride? Wear your helmet!



Let's take a selfie with your funniest face!



Can you build me an obstacle course or draw me a hopscotch game?




Let's just go play outside.



Can you teach me to draw some pictures?



It's been a while since I've played a board game, online or a card game! Let's play!



Let's do some chores together!



Let's just do something kind for someone.



Let's do your schoolwork together!



Choose your own adventure! Surprise me in a good way!





