



**Home Learning Grid
Year 1**

Week Commencing – 11.05.2020
Work to be completed in workbooks.

	1	2	3	4	5
Phonics/ Spelling	<p><u>Sound o_e</u> Watch Geraldine search for the o_e sound at home.</p> <p>https://www.youtube.com/watch?v=vDms5bRsvq</p> <p><u>4</u></p> <p>Can you practise writing the sound down in your best handwriting?</p> <p>Can you sound button the flashcards and read the words?</p> <p>Play a phonics game from one of the websites below:</p> <p>https://epicphonics.com/resources/phase/5</p> <p>www.familylearning.org.uk/phonics_games.html</p> <p>www.phonicsplay.co.uk</p>	<p><u>Application of o-e sound</u></p> <p>Read the o-e postcard. See below...</p> <p>Can you find all the o-e words? Highlight them.</p> <p>Can you read it fluently?</p>	<p><u>Sound u_e</u> Watch Geraldine search for the u_e sound at home.</p> <p>https://www.youtube.com/watch?v=CQXnqp8g9</p> <p><u>WM</u></p> <p>https://www.youtube.com/watch?v=BdfBg1SMFz</p> <p><u>M</u></p> <p>Can you practise writing the sound down in your best handwriting?</p> <p>Can you sound button the flashcards and read the words?</p> <p>Play a phonics game from one of the websites below:</p> <p>https://epicphonics.com/resources/phase/5</p> <p>www.familylearning.org.uk/phonics_games.html</p> <p>www.phonicsplay.co.uk</p>	<p><u>Application of u-e sound</u></p> <p>Play the u_e spelling game.</p> <p>Follow the instructions and let's see who will win.</p>	<p><u>Split digraph spellings</u></p> <p>Now you have learnt all the split digraphs, complete the spelling grid.</p> <p>Can you use the words to create silly sentences? The sillier the better.</p>

<p>Reading</p>	<p><u>Share the Joy of Reading</u></p> <p>Choose a book to read to a friend or family member. Maybe you could phone call or video call them.</p>	<p>https://www.oxfordowl.co.uk/for-home/</p> <p>Username: year1am Password: read Username: year1ea Password: read Username: year2ai Password: read</p> <p>Choose an online ebook to read – use your phonics to sound out the words.</p>	<p><u>Phonics Comic</u></p> <p>Read the comic. It has some of the new phonics sounds that you have learnt this week and last week.</p> <p>Can you sound button the new sounds in the words? Can you read it fluently?</p>	<p>https://www.oxfordowl.co.uk/for-home/</p> <p>Username: year1am Password: read Username: year1ea Password: read Username: year2ai Password: read</p> <p>Choose an online ebook to read – use your phonics to sound out the words.</p>	<p><u>Split digraph reading comprehension</u></p> <p>Read the letter from Kate and answer the questions.</p>
<p>Writing</p>	<p><u>Story</u></p> <p>This week's story is 'the bear and the piano'. If you don't have the story at home here is a video.</p> <p>https://www.youtube.com/watch?v=Ph64sLTM61w</p> <p><u>Task</u></p> <p>Can you write a book review for this story? and/or Watch this video review. Could you make something similar?</p> <p>https://www.youtube.com/watch?v=A8nslog3PWk&feature=youtu.be</p>	<p><u>Thought Bubble</u></p> <p>Think of speech / thought bubbles to add to the illustrations of the bear.</p>	<p><u>Performance Poster</u></p> <p>Make a persuasive poster to encourage people to see the amazing bear perform.</p> <p>Think about what words might make people want to come.</p> <p>e.g. the greatest performer for 100 years</p>	<p><u>Postcard/Letter</u></p> <p>Create a postcard or letter from the bear (when he arrives in the city) to his friends back in the forest.</p> <p>Describe what it is like in the city. Do you miss the forest and the other bears?</p>	<p><u>Creative Writing</u></p> <p>"One day, a bear cub finds something strange in the forest."</p> <p>Use this line from the book's blurb as the starting point for your own story.</p> <p>Be as creative as you can.</p> <p>We can't wait to see what you come up with.</p> <p>Remember: Capital letters, full stops, finger spaces, conjunctions and adjectives.</p>

<p>Maths</p>	<p>Summer Term Week 4 Lesson 1 –add by making 10</p> <p>See sheet attached below.</p> <p>Video link – https://whiterosemaths.com/homelearning/year-1/</p>	<p>Summer Term Week 4 Lesson 2 – subtraction – crossing 10 (1)</p> <p>See sheet attached below.</p> <p>Video link – https://whiterosemaths.com/homelearning/year-1/</p>	<p>Summer Term Week 4 Lesson 3 – subtraction – crossing 10 (2)</p> <p>See sheet attached below.</p> <p>Video link – https://whiterosemaths.com/homelearning/year-1/</p>	<p>Summer Term Week 4 Lesson 4 – comparing number sentences</p> <p>See sheet attached below.</p> <p>Video link – https://whiterosemaths.com/homelearning/year-1/</p>	<p><u>Maths Games</u> Explore maths games. Make your own or look on online.</p> <p>https://www.topmarks.co.uk/maths-games/5-7-years/counting</p> <p>We like hit the button at school</p>
<p>Challenge</p>	<p><u>Science</u> Go outside in the garden or for a walk. Find a plant and complete the grid.</p> <p>Re-create = draw what you can see.</p> <p>Imagine = make it into something else e.g. monster or animal</p> <p>See example and grid below</p>	<p><u>History</u> Can you find out about a famous British person from history? – maybe it’s an author like Roald Dahl or an explorer.</p> <p>What are they famous for?</p> <p>Can you make an information book or poster?</p>	<p><u>Creative</u> Whilst you are out on a walk, take a picture of a landscape view that you like. Then look at the work of David Hockney and see if you can use lines to draw your landscape like he does. Think about what colours he uses.</p> <p>https://www.tate.org.uk/kids/explore/who-is/who-david-hockney</p>	<p><u>Music</u> Take a look at Andy’s animal raps: https://www.bbc.co.uk/teach/bring-the-noise/andys-raps-index/z6tjcqt</p> <p>Which is your favourite rap?</p> <p>Can you make up a song or a rap about your favourite animal?</p>	<p><u>PE</u> Create a dance routine to your favourite song and record it like a music video. Be a popstar for the day!</p> <p>Or</p> <p>Cosmic Kids Yoga Joe Wicks PE Go Noodle</p>

Real and Nonsense o-e words

bone	stone	gome	pode
quobe	srone	alone	dome
cone	phone	slove	proke
trofe	splome	gnome	home
wrote	drome	zone	kroge

Real and Nonsense u-e words

strume	trute	mule	thrute	aglume
drume	cute	flute	fuse	cube
tube	flume	huge	june	jume
splude	blute	chude	fute	plume

o-e postcard

To Rose,

I must tell you all about my cat and her clever nose. She likes to sniff lots of things, like traffic cones, holes in the road and my toes!

Mum said that there was an odd smell. The cat started sniffing all around my home. She smelt under the stove. She smelt my globe. She smelt the remote. She smelt Mum's phone. She smelt the stones in the garden and the garden hose... At last, she found the odd smell. It was a fish bone!

We let her eat fish for a week. What a smart cat!

From,

Shalome xxx









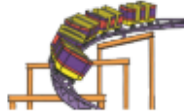






































Rose Winston,

Gretna Grove,



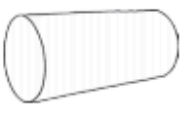



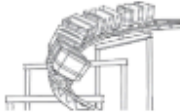





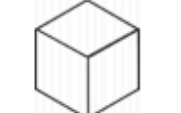



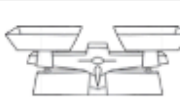



















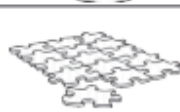








Dorset,

D16 8GG

Split Digraphs Table

o-e	e-e	u-e	a-e	i-e
				
				
				
				
				
				
				
				
				

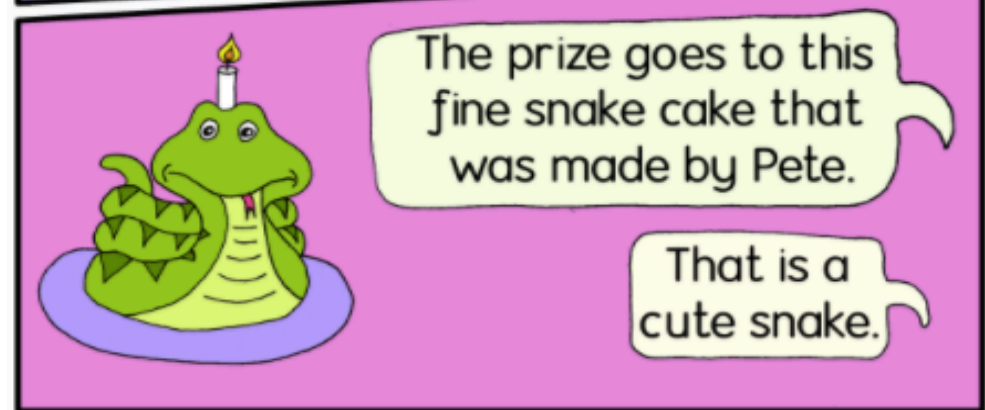
Split Digraphs Table Answers

o-e		e-e		u-e		a-e		i-e	
	bone		delete		tube		lake		slide
	stone		theme		flute		race		bike
	cone		evening		cube		snake		five
	phone		even		prune		cake		prize
	gnome		concrete		mule		game		kite
	home		Eve		rude		rake		fire
	rope		swede		huge		snowflake		time
	globe		complete		flume		grape		shine
	nose		scene		cute		shapes		white

Phonics Comic

Dragon Bake Off

Phase 5a
c e e e e
i e e e e
o e e e e
u e e e e



Split Digraph Reading Comprehension

Dear June,

I am on a fun trip to Crete. We are in a tent on a big campsite. It has a pool with a flume and a slide. When I am not in the pool, I like to ride my bike to the river and skim stones across the blue waves.



In the evening, we sit around in the tent and play games. The food is so good. Yesterday, I ate pie and cake for dinner.

In a few days, we will go on a green boat to a new town up the river. I think that we will see some bones and stone graves.

I cannot wait to see you when I get home.

Kate xxx

Questions

1. Find and sort the words with these split digraphs.

a-e	e-e	i-e	o-e	u-e

2. What does Kate do when she is not in the pool?

Tick **two**.

- going to the park skimming stones
 riding her bike flying a kite

3. What colour is the boat that Kate will ride in?

4. What do you like to do on holiday?

Book Review

Book Title: _____

Author: _____

Fiction or Non-fiction: _____

Who would you recommend the book to? Why?




What is the book about?

Book
Illustration

Rating: ★ ★ ★ ★ ★

What ages and interests is this book suitable for? Why?


Thought Bubbles





A large rectangular area with a black border, containing musical notation lines. On the left side, there are ten horizontal lines. On the right side, there are five horizontal lines. A red postage stamp is located in the upper right corner of this area, featuring a profile of a woman wearing a crown and the number '157'.





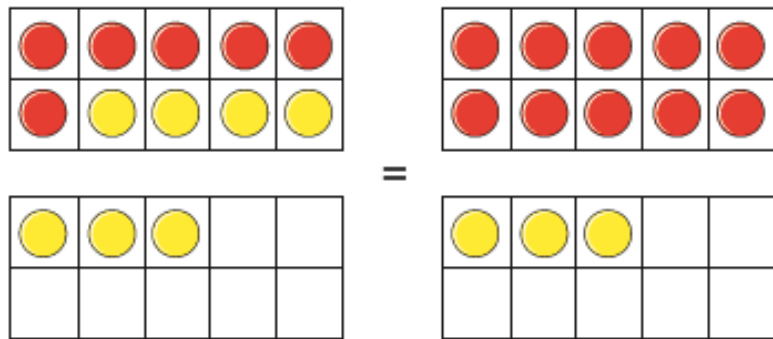
Title _____

One day, a bear cub finds something strange in the forest.

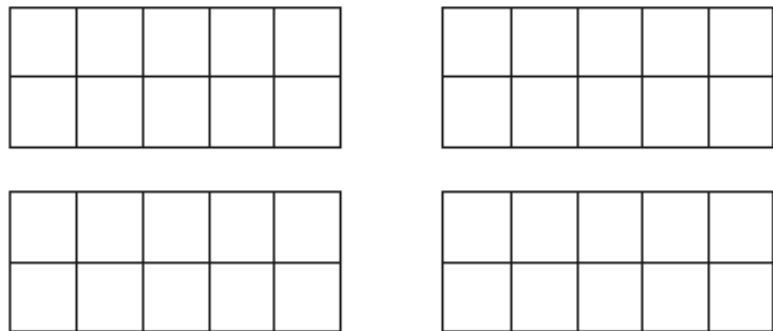


Add by making 10

- 1 The ten frames show that $6 + 7$ is the same as $10 + 3$



Draw counters to show that $5 + 6$ is the same as $10 + 1$



- 2 Complete the additions.
Use ten frames to help you.

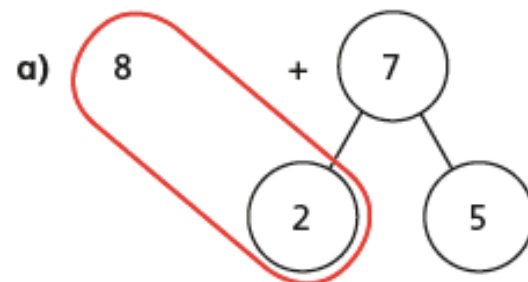
a) $8 + 3 = 10 + \square$

b) $9 + 7 = 10 + \square$

c) $7 + 5 = 10 + \square$

d) $6 + 8 = 10 + \square$

- 3 Use number bonds to complete the additions.
The first one has been done for you.



$10 + 5 = 15$

b)

$5 + 8$

$10 + 3 = \square$

c)

$6 + 9$

$\square + \square = \square$

Subtraction – crossing 10 (1)

1 Rosie has 15 cakes.



Her friends eat 6 cakes.

How many cakes does Rosie have left?

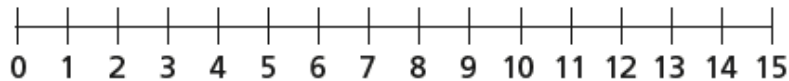
$$\square - \square = \square$$

Rosie has cakes left.

2 Jack has 13 stickers.

He gives 7 stickers to Dora.

How many stickers does Jack have left?

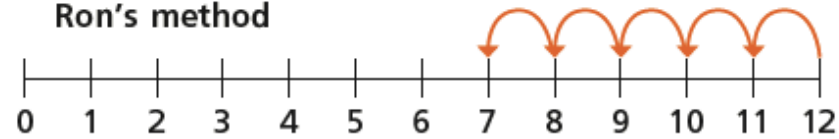


$$\square - \square = \square$$

Jack has stickers left.

3 Ron and Eva have worked out $12 - 5$ on a number line.

Ron's method



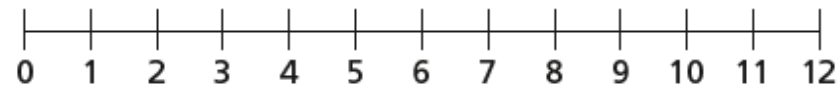
Eva's method



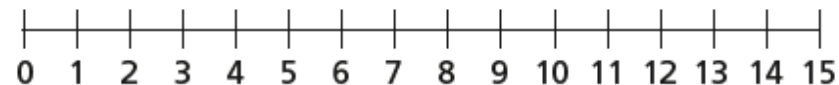
a) What is the same and what is different?

b) Use Eva's method to complete the subtractions.

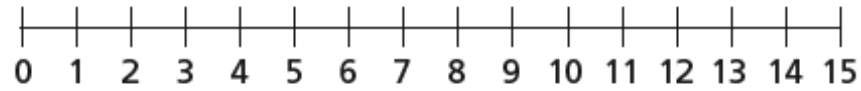
$$12 - 6 = \square$$



$$15 - 8 = \square$$

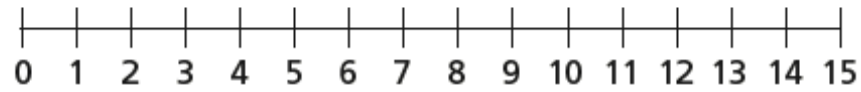


$$14 - 9 = \square$$

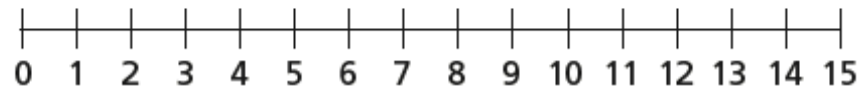


4 Fill in the missing numbers.

$$14 - \square = 8$$

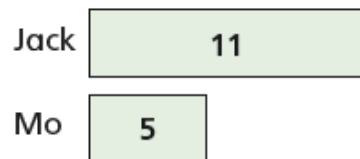


$$\square - 6 = 7$$



Subtraction – crossing 10 (2)

- 1 Jack has 11 apples.
Mo has 5 apples.



How many more apples does Jack have than Mo?

Tick the number sentence that answers the question.

$11 + 5 = 16$

$11 - 5 = 6$

- 2 Eva has 13 sweets.
Teddy has 6 sweets.

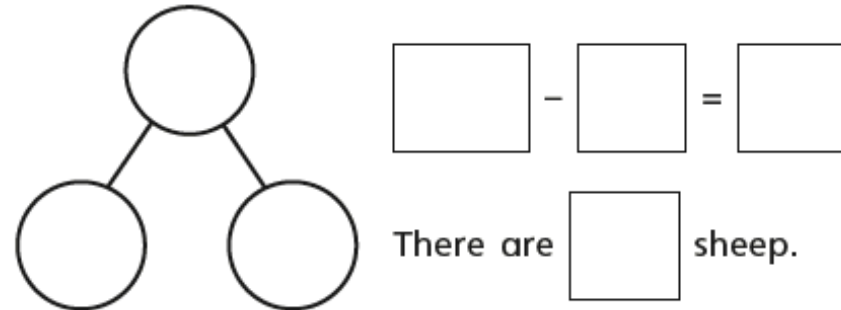
How many more sweets does Eva have than Teddy?

$\square - \square = \square$

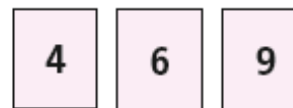
Eva has \square more sweets than Teddy.

- 3 There are 17 animals on a farm.
There are 9 horses.
The rest of the animals are sheep.

a) How many sheep are there?



4



a) Choose two cards to complete the subtraction.

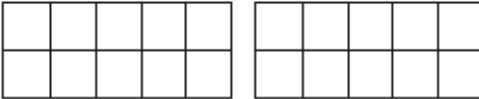
$1 \square - \square = \square$


b) How many different subtractions can you make?


Work out the answer to each one.

Compare number sentences

1 Draw counters to show each addition.
Use two different colours.

a) $9 + 3$ 

b) $6 + 7$ 

c) $11 + 2$ 

d) Write the missing phrase.

less than

greater than

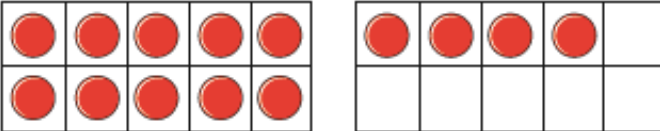
equal to

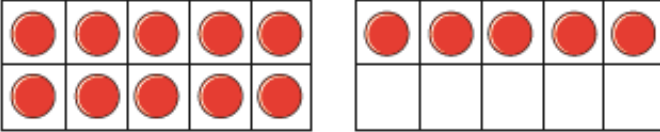
$9 + 3$ is _____ $6 + 7$

$11 + 2$ is _____ $9 + 3$

$6 + 7$ is _____ $11 + 2$

2 Cross out counters to show each subtraction.

$14 - 5$ 

$15 - 6$ 

Write the missing phrase.

less than

greater than

equal to

$14 - 5$ _____ $15 - 6$

3 Write $<$, $>$ or $=$ to compare the number sentences.

a) $12 + 3$ $12 - 3$

b) $17 - 4$ $17 - 6$

c) $13 + 6$ $6 + 13$

d) $14 - 4$ $1 + 0$

Did you have to work them all out?

4 Complete the number sentence.

$$\square + \square = \square - \square$$

How many ways can you complete the number sentence?

Science

Recreate

Imagine

Let's see your
imaginative
creations...

