









Home Learning Grid

Year 3

Week Commencing – 06.04.20

***Please note work can be copied and completed into workbooks without the need to print the worksheets.**

	1	2	3	4	5
Spelling	Pick 10 spellings from the 3 and 4 Word List below to practise this week. Complete look, say, cover, write and check.	Complete spelling pyramids for each word.	Write 5 sentences with the first 5 words in.	Write 5 sentences with rest of your words in.	Complete look, say, cover, write and check again before your spelling test. Good Luck!
Reading	Read to an adult for 10 minutes. Think of 5 questions to ask some of the characters in your book. See question grid below to help you with the question starters. Get your adult or someone else to answer the questions for you as the character.	Read to an adult for 10 minutes, get them to ask you some questions about the book e.g. How is a certain character feeling? How do you know? See if you can answer the questions.	Complete questions from the story 'George the Giant Tortoise'. See below.	Complete questions from the story 'Shark Infested Facts'. See below.	Complete questions from the story 'Bed In Summer'. See below.
Writing	Use your character from last week and design the setting for your story. Draw and describe it. Where does your story take place? What is it like there?	Plan your story using a story mountain (see template below then print off or create your own). What happens? What is the problem? How does it get resolved?	Write the first part of your short story. Read through and improve once completed.	Finish your short story. Read through and improve once completed. Read aloud to an adult to see what they think of it or record it for SeeSaw to see what the teachers think!	Complete writing task 5 below.
Maths	Money questions 1 below	Money questions 2below	Money questions 3 below	Plan what you would like to eat for tea and find out the cost of the total meal from a website like Tesco.	Complete the attached time sheet below. Print it off or make a paper plate clock and test your child on their time skills. https://www.youtube.com/watch?v=uLD9I5rzVQU

					
<p>Challenges</p>	<p>Can you create a wind chime from recycled materials?</p> <p>Look at the images below for inspiration</p> <ul style="list-style-type: none"> Let's get creative!  	<p>Watch the Skelton dance and join in!</p> <p>https://www.youtube.com/watch?v=e54m6XOpRgU</p> <p>Draw, paint or use the sheet below to cut out and stick and label your own skeleton.</p>	<p>Try some home family baking ideas- see below for easy recipes. Yum, Yum!</p> <p>Alternatively, you could do a bake along session run by Cakes by Leni (a local cake maker). Ask a grown up to search on Facebook for her page and then you will be able to bake alongside her on Wednesday 8th April. See details below.</p>	<p>Make an animal page corner bookmark. See below for details.</p>	<p>Draw and paint a picture in the style of Georgia O'Keefe;</p>  <p>Tutorial link-</p> <p>https://www.youtube.com/watch?v=HlhingR45FM</p> <p>Example of her work;</p>  <p>Go outside, take a picture close up of a flower (example of my beautiful lily here), and have a go at painting it!</p> 

Links to help with this week's activities

**** Year 3 and 4 Word List ****

Use this list for *ideas* and to *check* your spelling!

accident	century	experiment	interest	particular	remember
accidentally	certain	extreme	island	peculiar	sentence
actual	circle	famous	knowledge	perhaps	separate
actually	complete	favourite	learn	popular	special
address	consider	February	length	position	straight
answer	continue	forward(s)	library	possess	strange
appear	decide	fruit	material	possession	strength
arrive	describe	grammar	medicine	possible	suppose
believe	different	group	mention	potatoes	surprise
bicycle	difficult	guard	minute	pressure	therefore
breath	disappear	guide	natural	probably	though
breathe	early	heard	naughty	promise	(although)
build	earth	heart	notice	purpose	thought
busy	eight	height	occasion	quarter	through
business	eighth	history	occasionally	question	various
calendar	enough	imagine	often	recent	weight
caught	exercise	increase	opposite	regular	woman
centre	experience	important	ordinary	reign	women

Questioning Grid- reading task 1

	Is / Are	Did / Do	Can	Would / Should	Will	Might / Could
What	Factual			Predictive		
Where						
When						
Who						
Why	Analytical			Application	Synthesis	
How						

Reading tasks 3, 4 and 5 below.

George the Giant Tortoise



George was a giant tortoise. He belonged to a lovely owner called Oliver, who looked after him very well, although before that he had belonged to Oliver's Grandpa Jack for many years. He was quite a rare type of tortoise and that made him very special.

Some people said George was spoilt but he didn't ask for much really. All he liked to eat was grass and hay, with a few dandelions now and then, or the occasional lettuce. He did have his own shed, that Grandpa Jack had made when he was alive, which even had its own heating! Most of the time, George lived in his shed but he loved to wander lazily around the garden sometimes when Oliver was playing on the lawn.

George thought that Oliver was the best owner any tortoise could wish for. Well, maybe joint-first in a best-tortoise-owner competition, as Grandpa Jack had been an extremely kind, caring owner too. In fact, George was very keen to show how grateful he was to his owner, and to prove that he was the best pet that Oliver could wish for.

As summer approached, the perfect opportunity came for George: the annual village fair would be holding the 'Perfect Pet Competition'. He was delighted. He would show everyone what a great pet he was and Oliver would be so proud. However, when Oliver read the leaflet aloud, George was devastated. 'Open to dogs, cats, rabbits and hamsters. No tortoises allowed.'

'Just furry creatures?' thought George. 'How unfair!' So he decided he wasn't going to let those rules stop him. With the village fair only a week away, the giant tortoise began to dig a hole behind his shed. Slowly, the hole became bigger and closer to the fence at the back of the garden. Eventually, the hole became a tunnel but each night, George would return to his shed before anyone noticed he was gone.

When the day of the fair arrived, the first competition entrant Harry the hamster had gone missing. Escaping from his ball, he was last seen behind the sofa and now couldn't be found. Only three more animals were left in the competition. Unfortunately, Rachel the rabbit had spotted the fruit and vegetable show and was taken home after eating her way through two record-breaking carrots, a large lettuce and Mrs Earnshaw's prize cucumber.

Oliver sat in the front row watching as the last two animals were brought onto the stage. Daisy the dog walked on with her owner from the right hand side. Colin the cat strolled in from the left. As soon as they saw each other, Colin clawed his way straight up the stage curtains. Daisy dashed below, barking madly at Colin. As each of their owners chased after their pets, Oliver laughed and thought how much better his own pet was.

At that precise moment, a small mound of muddy soil began to rise up from the ground in front of the stage. Everyone stopped in amazement to look, wondering what was beneath it. Slowly – of course, it had to be slowly – two small feet pushed their way out of the soil. Close behind came George's little round face, as he pulled himself up through the surface of the ground into full view.

Oliver leapt over to his pet with a smile as everyone burst into a round of applause. One of the judges stepped forward and placed a big blue rosette onto George's shell, with a gold Number 1 in the middle. Underneath it read: Perfect Pet Competition Winner!

Steve Johnson, 2015



1. Who was Oliver? **Circle one.**

a giant turtle

a giant

a cat

an owner

2. Which one of these did George like to eat? **Tick one.**

tulips

biscuits

grass and hay

sandwiches

3. Who was Jack? **Circle one.**

the tortoise

Oliver's friend

Grandpa

a neighbour

4. He was quite a rare type of tortoise...

Draw the line to show the phrase that is closest in meaning to *quite a rare type of tortoise*.

quite a rare type of tortoise

quite an unusual type of tortoise

quite a strange type of tortoise

quite a good type of tortoise

5. Where did George live?

6. How did George feel towards his owner? **Circle one.**

angry

patient

grateful

unhappy

7. Look at the text again.

Find and copy the information from the text to complete the fact file below about George.

Name	George
Type of Tortoise	
Owner	
Favourite Foods	

8. Who could not enter the 'Perfect Pet Competition'?

Shark Infested Facts



What Are Sharks?

Sharks are fish. They live in the water but, unlike other fish, their skeletons are made of cartilage. This means that they can swim quicker and easier because it allows them to be more flexible. Cartilage is a tough, rubbery material found also in rays and skates.

Photo courtesy of dimg/flickr.com - general under creative commons license

Going Back in Time...

There are more than 350 varieties of shark: from the enormous whale shark, which can grow as large as a bus, to the terrifying great white shark, known for eating large mammals with its huge, jagged teeth. Fossils indicate that sharks have been around for more than 420 million years.

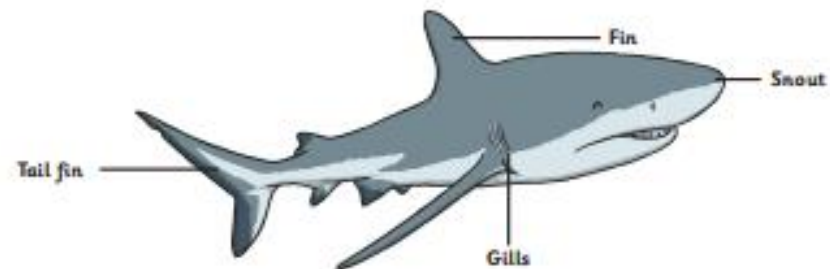


Terrifying Teeth

Sharks' teeth are their weapons. They are constantly replaced throughout their lives. This is good news because they often eat violently and can break teeth whilst doing so. New teeth reside in a groove just inside their mouths and move forward – like conveyor belts – in the shark's skin. A shark's teeth vary depending on the shark species: different sharks need teeth suited to the prey that they catch. For example, a hornshark has small, cone-shaped teeth for cracking and grinding shells. In its lifetime a shark can need up to 30,000 teeth. As a result, many people enjoy collecting different types of shark teeth.

A Shark's Body

Part of the body	Function	How Many	Fun Fact
Tail fin	This helps the shark to swim quickly.	1	The correct name for the tail fin is the caudal fin.
Fins	These help the shark to turn, swim up or down and stop it rolling from side to side.	Usually 6	A dogfish shark has sharp spines in its fins.
Snout	A shark's nose; it has tiny holes in it that help the shark to find fish swimming nearby.	1	Sawsharks have very long snouts.
Gills	Slits on a shark's body that allow it to breathe.	Usually 5-7	A nurse shark can not only suck water via gills but also into holes behind its eyes.



Fun Facts

- Fun fact:** A set of bongo drums was once found in a tiger shark's stomach.
- Fun fact:** Sharks' teeth can grow up to 20 times as big as a human tooth.
- Fun fact:** Sharks existed for 2 million years before the dinosaurs.
- Fun fact:** Baby sharks are called pups and are born with a full set of teeth.

16. What allows sharks to be *flexible*?

17. How many varieties of shark are there?

18. Draw a line to match the heading with the information provided in each text box of **Shark Infested Facts**

A Shark's Body

an explanation about how sharks are designed to find and eat their prey

Fun Facts

an explanation of what sharks are

What Are Sharks?

a short description of the range of shark species and their history

Going Back In Time...

simple statements about sharks

Terrifying Teeth

a description of the different body parts, including statements about them

19. Look at the section headed: **Going Back in Time...**

Find and copy a phrase that proves that sharks are older than dinosaurs.

20. Why do you think the sawshark has its name?

21. How does having many rows of teeth help a shark to survive?

22. Fill in the table below.

Name of shark	What it does
	This can grow as large as a bus.
	This has a very long snout.
Hornshark	

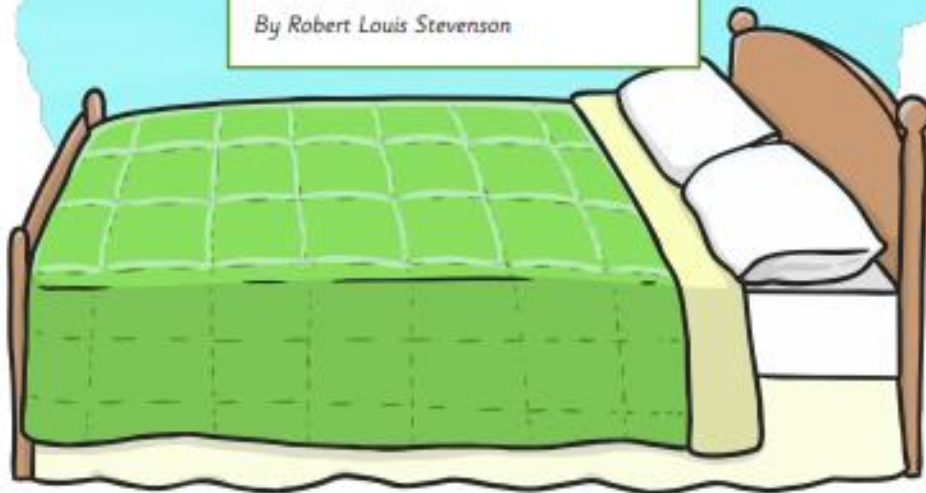
Bed In Summer

In winter I get up at night
And dress by yellow candle-light.
In summer, quite the other way,
I have to go to bed by day.

I have to go to bed and see
The birds still hopping on the tree,
Or hear the grown-up people's feet
Still going past me in the street.

And does it not seem hard to you,
When all the sky is clear and blue,
And I should like so much to play,
To have to go to bed by day?

By Robert Louis Stevenson



28. What is this poem about?

29. Choose the best word or group of words to fit the sentences below and put a ring around your choice.

a. The seasons mentioned in this poem are

spring and summer.

spring and autumn.

autumn and summer.

summer and winter.

winter and summer.

b. The child has to go to bed

early.

while it is still light.

with the grown-ups.

all the time.

when he is ill.

c. As he goes to bed he can hear and see

birds and children.

traffic and people.

teddy bears and blue sky.

birds and people's feet.

birds and pyjamas.

d. The poet finds it hard

to go to bed when there is a lot of noise.

to go to bed before the grown-ups.

to go to bed while it is light.

to go to bed when it is cold.

to go to bed all the time.

30. Look at the verse beginning: *In winter I get up at night.*

Find and copy a phrase that indicates that it is dark.

.....

31. 'I have to go to bed and see
The birds still hopping on the tree.' (verse 2)

How does this show us the poet's feelings about going to bed?

.....

32. Use the text below to answer questions 5 (a) and (b).

And does it not seem hard to you, When all the sky is clear and blue, And I should like so much to play, To have to go to bed by day?

- (a). **Underline** the verb that shows what the poet would prefer to be doing.
(b). **Find and copy** the phrase that suggests that the poet does not want to go to bed.

Writing task 2 – Story Mountain

The image shows a 'Story Mountain' writing template. At the top, a wide white box contains 'Title:' on the left and 'Author:' on the right. Below this, a grey mountain illustration is centered. To the left of the mountain, three boxes are arranged vertically: 'Problem' (orange border), 'Opening' (orange border), and 'Characters' and 'Setting' (pink border). To the right of the mountain, three boxes are arranged vertically: 'Dilemma' (green border), 'Resolution' (green border), and 'Ending' and 'Moral' (blue border). A yellow 'Vocabulary' box is positioned at the base of the mountain. Blue arrows indicate a clockwise flow from the top left towards the bottom right.

Title:		Author:	
Problem		Dilemma	
Opening		Resolution	
Characters	Setting	Vocabulary	Ending Moral

Writing task 5- Canine Catastrophe!



Perfect picture!

Can you draw what happens to Sammy the dog?

Where does Sammy eventually land?

Sentence challenge!

Good writers always try to start sentences in different and interesting ways. Can you write a sentence that begins with a noun?

E.g. Sammy, who was afraid of heights, was petrified as he lifted off the ground.

Dogs, who feel comforted by their owner's presence, become uneasy when they are separated.

The noun is always followed by a comma and the sentence contains a relative clause in the middle.

Sick sentences!

These sentences are 'sick' and need help to get better. Can you help? Could you add an adverb?

The dog started to float. The dog felt scared. Beth didn't know what was happening to the dog.

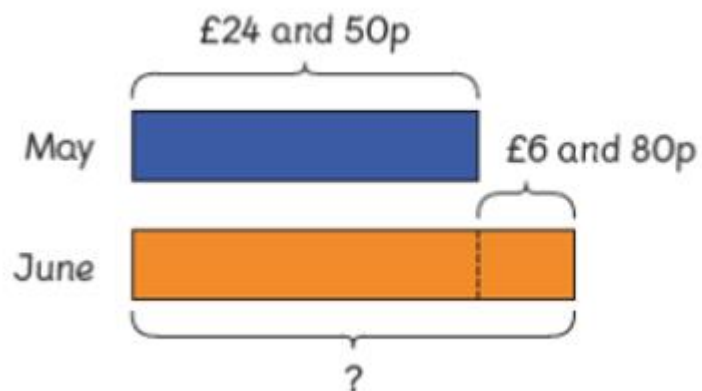
In Focus



The price of a book is reduced.
How much cheaper is the sale price?




- 2 Ruby saved £24 and 50p in May.
She saved £6 and 80p more in June than she did in May.
How much money did she save in June?



Activity Time

Work in groups of 4.

- ① Think of items you could buy with £50 for a class party. Make a list of these items.
- ② Find these items in a newspaper or magazine advertisement.
- ③ Write down the name and price of each item on a .
- ④ Find the total cost. Use  to help you.



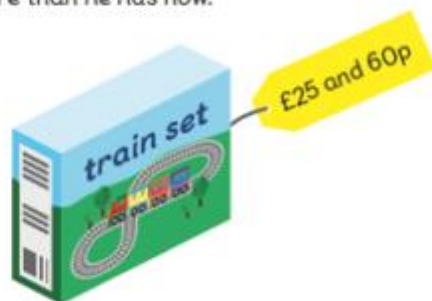
What can you do to make sure that you buy everything on your list with only £50?



Maths Money- questions 2

Solve.

- 1 Sam wants to buy a train set which costs £25 and 60p. He needs to save £6 and 80p more than he has now. How much does he have now?



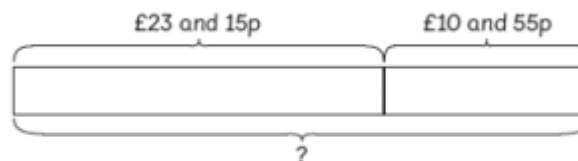
- 2 A box of chocolates costs £12 and 80p. A box of crackers is £4 and 20p cheaper than the box of chocolates.

- (a) How much does the box of crackers cost?
 (b) What is the total cost of the box of chocolates and the box of crackers?



- 2 Ruby saved £24 and 90p in Week 1 and £35 and 20p in Week 2. How much did she save in the two weeks?

- 1 Emma bought five magazines for £10 and 55p. She also bought a book for £23 and 15p. How much did Emma spend altogether?



=

Emma spent altogether.

Maths Money- questions 3

- 3 Elliott spent £14 and 60p.
His brother spent £9 and 40p more than him.
How much did Elliott's brother spend?

□ ○ □ ○ □

- 4 Lulu bought a dress at a sale.
It was £10 and 50p cheaper than the original price.
How much did she spend on the dress after the discount?



- 5 Sam bought a shirt for £30 and 40p at Mall A.
He spent 90p less for a similar shirt at Mall B.
How much did the shirt from Mall B cost?

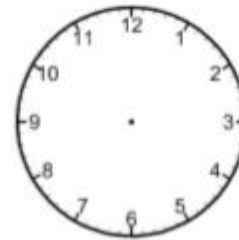
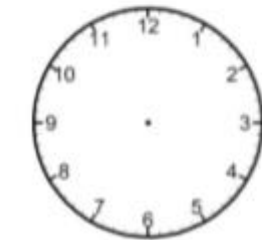
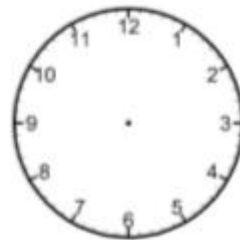
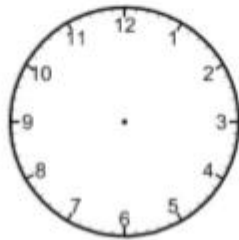
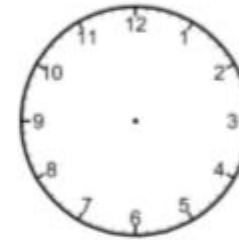
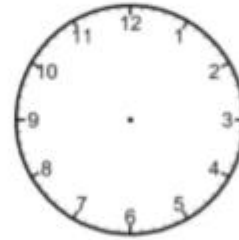
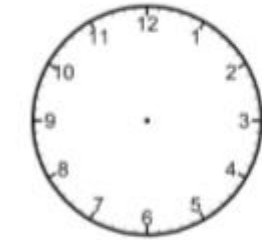
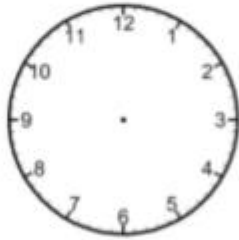
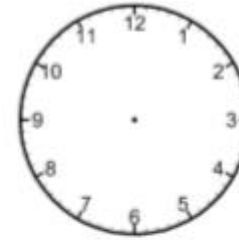
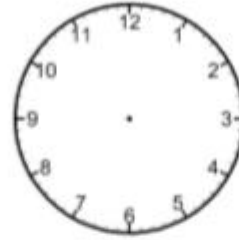
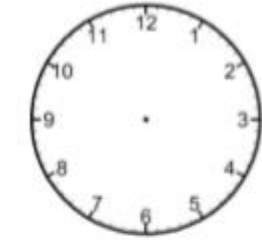
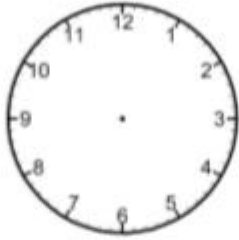


- 6 Ravi saved £42 and 30p.
Charles saved £6 and 90p less than Ravi saved.
How much did they save altogether?

Maths activity 5

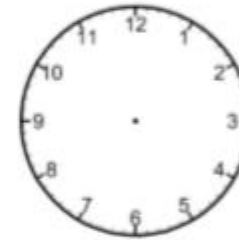
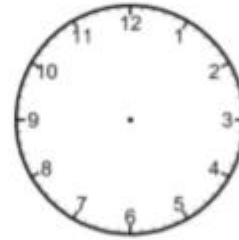
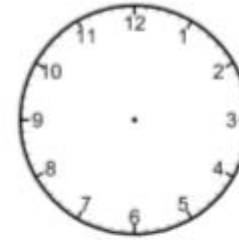
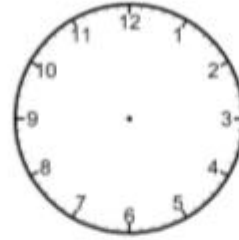
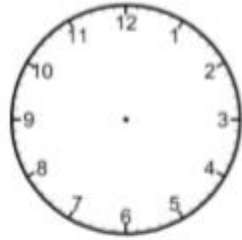
Name: _____

Telling the Time



Name: _____

Telling the Time

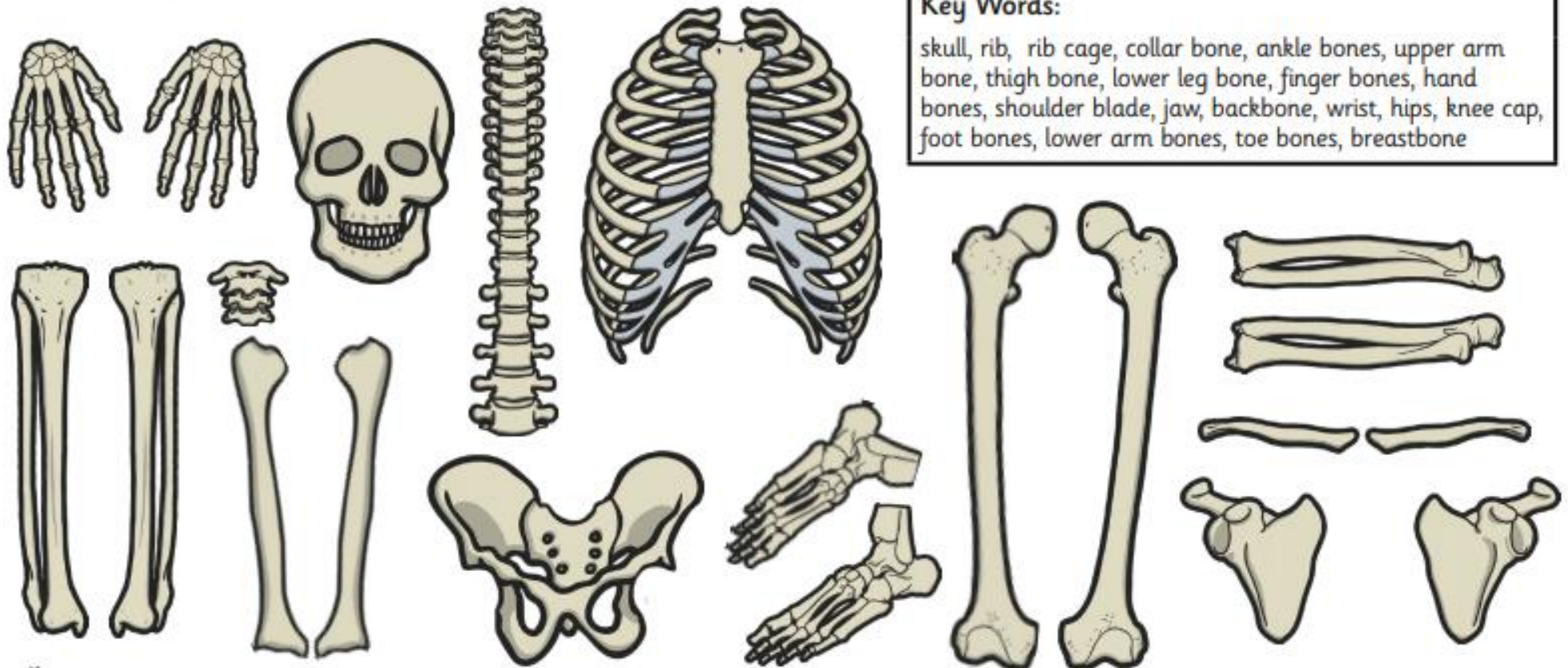


Skeleton Cut Out and Label

Cut out and create your own skeleton!

Key Words:

skull, rib, rib cage, collar bone, ankle bones, upper arm bone, thigh bone, lower leg bone, finger bones, hand bones, shoulder blade, jaw, backbone, wrist, hips, knee cap, foot bones, lower arm bones, toe bones, breastbone



No bake recipes

With the help of an adult have a go at one (or both!) of these delicious no bake recipes at home.



120 g butter
2 cups caster sugar
2 tbs cocoa (sifted)
1/2 cup milk
1/2 cup Nutella (Or any other chocolate spread)
1 tbs vanilla extract
2 1/2 cups rolled oats
2 1/2 cups Rice crispies sprinkles

1. Line a backing tray with baking paper and set aside.
2. With an adults help: in a large saucepan melt the butter then add sugar, cocoa and milk. Whisk together and bring to the boil. Boil for one minute. Remove from heat.
3. Add the Nutella, vanilla, rolled oats and rice crispies to the pan and combine well.
4. Pour into slice pan and smooth flat with the back of a metal spoon. Scatter over your choice of sprinkles. (I used coated chocolate chips.)
5. Refrigerate until set. This will take about 3 hours. Cut into squares with a sharp knife.

15 digestive biscuits
15 marshmallows
15 glacé cherries, cut in half
about 200ml condensed milk
100g desiccated coconut, to coat

1. Crush the digestive biscuits in a food processor or in a plastic bag with a rolling pin, then put them in a large mixing bowl.
2. Chop each marshmallow into 4 pieces and add to the bowl with the cherries and 175ml condensed milk. Mix until the ingredients are well combined and you have a sticky mixture. If it's too dry, add a splash more condensed milk.
3. Sprinkle most of the coconut over a large piece of cling film (or foil). Tip the mixture onto the coconut and shape into a long sausage, about 30 x 5cm.
4. Sprinkle more coconut over the top of it and wrap the cling film tightly around, twisting the ends together.
5. Leave in the fridge to chill for 4-6 hrs, then cut into 15 slices and serve. Will keep in the fridge for up to 1 week wrapped in cling film.



Cakes by Leni

29 mins · 🌐

...

So next week's bake along session is Easter Rocky Road. This is a no bake recipe but it does need 2 hours to set. The recipe needs 400g of brown chocolate; either a mix of milk and dark chocolate or as we prefer all milk chocolate. You can reduce the amount of Easter chocolates in your want and we sometimes add cherries and raisins... Basically anything goes. You will need to use the cooker hob. Enjoy and see you next week
x



Easter Rocky Road
Wednesday
8th april
1.00pm

Ingredients

400g Milk Chocolate
125g Golden Syrup
125g unsalted Butter
100g Mini Marshmallows
150g Digestive Biscuits
600-800g Easter Chocolates
i.e mini cream eggs.
mini eggs. smarties.
malteser bunnies
150g White Chocolate

Equipment

Baking paper
9" high sided baking tin



Make an Animal Page Corner Bookmark

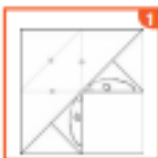


You will need:

- bookmark template
- glue
- scissors



Make an animal page corner bookmark and never lose your place in a book again.



1 Neatly, cut round the edge of the square template.



2 Fold the paper in half, using fold line one, to make a triangle – you should be able to see the animal's face once you've done this.



3 Turn the triangle over to the side showing fold lines two, three and four. The top corner should be pointing away from you.

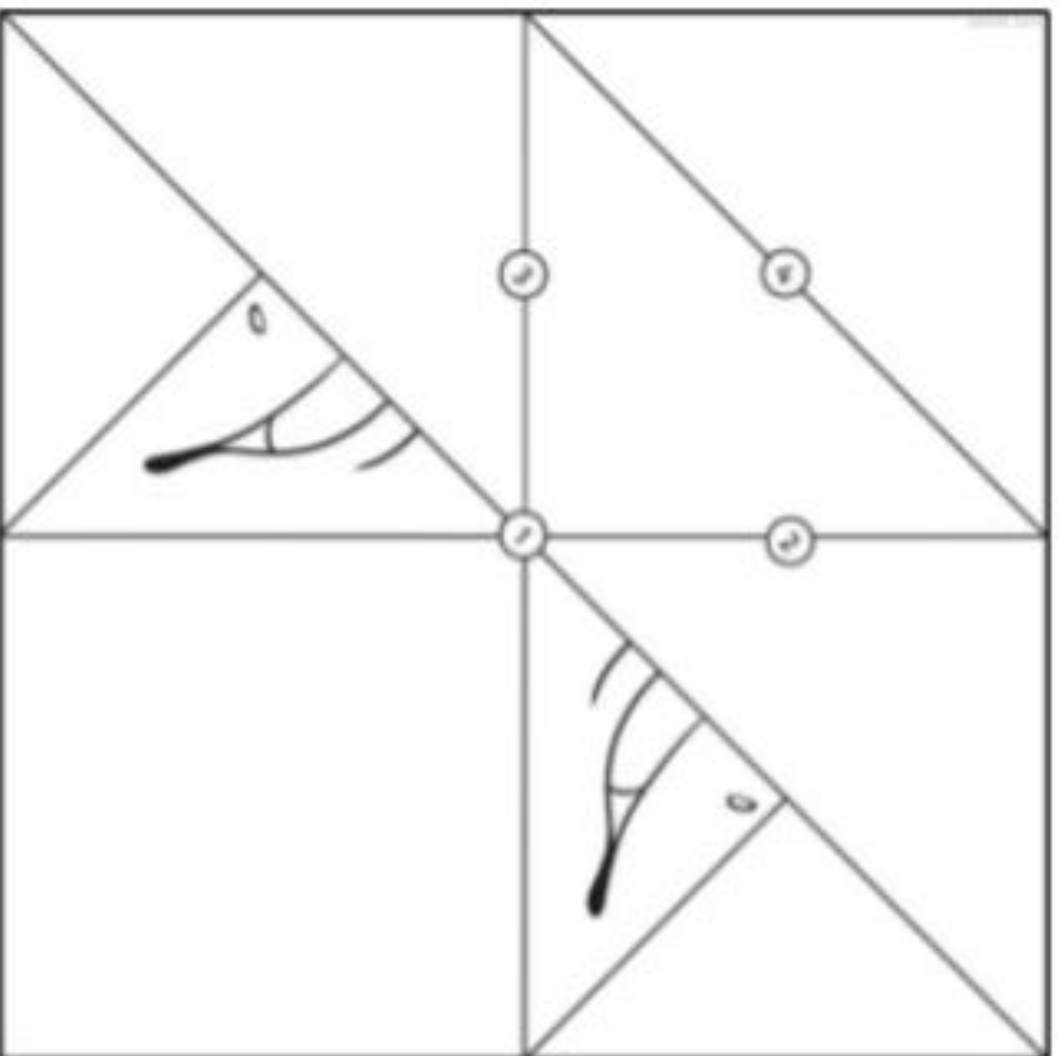
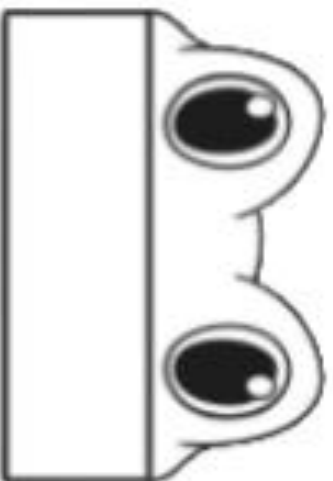


4 Fold along fold line two, matching up the corners, so that you can see one half of the animal's face. Repeat with fold line three so you can now see the whole face.

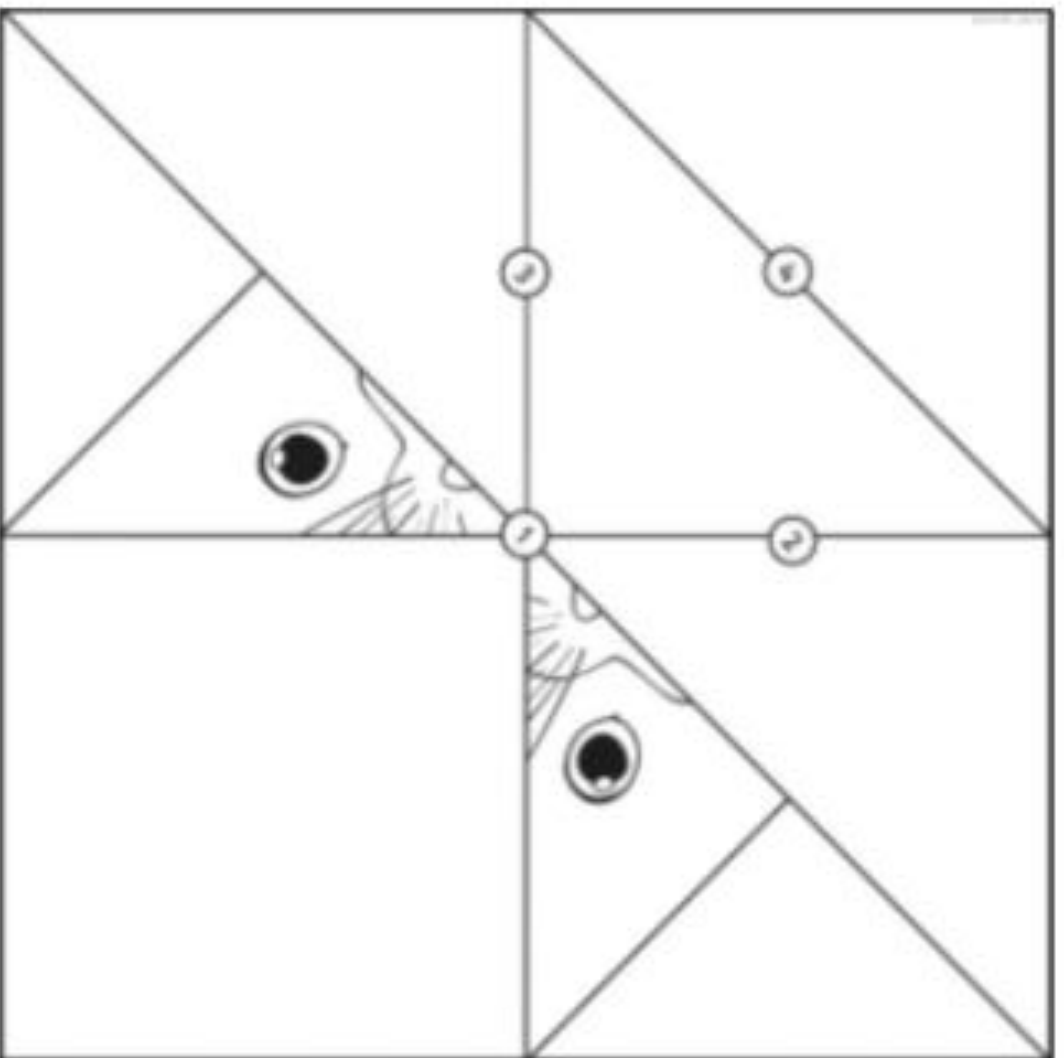


5 Unfold these two halves of the face to show fold lines two, three and four again. Using fold line four, fold the top corner of the paper down (top layer of paper only) so it touches the bottom edge of the paper.

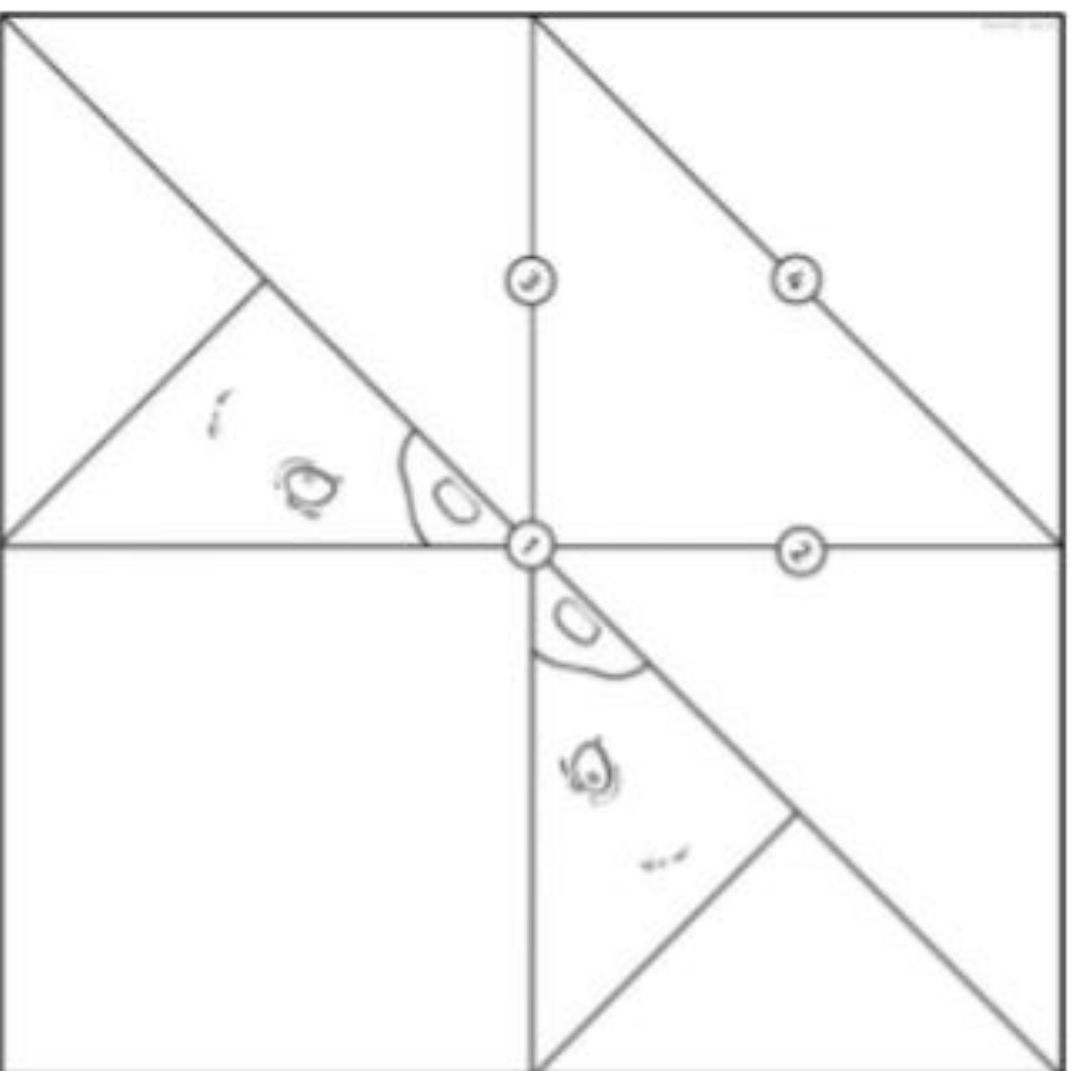
Frog Template



Cat Template



Pig Template



Other Fun Stuff

When you aren't doing some of the work above, why not have a go at something new? Take a look at the things below and don't be scared to let us know how you get on.

30 Day LEGO Challenge

Follow the instructions for each day. The only rule is to have fun and use your imagination!

Follow the instructions for each day. The only rule is to have fun and use your imagination!				Day 1 You were hired by an amusement park to create a new roller coaster.	Day 2 NASA needs you to build a new rocket.	Day 3 Your parents want to build a new home and they want you to build it.	Day 4 Hollywood hires you to build a movie set for a new Star Wars movie.
Day 5 You enter a contest to build the world's tallest tower. Will you win?	Day 6 You are stuck on Mars and need to build a new ship to get home.	Day 7 Ford hires you to create the toughest pick up truck in the world.	Day 8 You and 4 friends are stranded on an island. Build a boat to find a way home.	Day 9 Captain Hook needs a new pirate ship and wants you to build it.	Day 10 You and your friends decide to build a tree house.	Day 11 Prince Charming hires you to build a castle for him & Cinderella.	
Day 12 Dr. Who hires you to build a new TARDIS.	Day 13 You are asked by the President to build a new monument to George Washington.	Day 14 Mr. Hilton hires you to build a new hotel.	Day 15 There is a circus in town. Build a place for the performance.	Day 16 Help your fellow pioneers build a wagon to make it across the country.	Day 17 Build the fastest car around and join the big car races.	Day 18 Do you wanna build a snowman? Get in the winter mood and build a snow scene.	
Day 19 The city wants you to build a bridge to connect one side of the town to the other.	Day 20 Pizza party! It is up to you to make a pizza for all the guests.	Day 21 You are hired to build a brand new hospital.	Day 22 The fence is broke and the dog keeps escaping. Build one he can't get out of.	Day 23 You are now in medieval times. You are commissioned to build a jousting arena.	Day 24 The local bank keeps getting robbed. Build a safe no one can crack.	Day 25 Design and build your dream bedroom.	
Day 26 You are elected ruler. Build a flag for your land.	Day 27 Aliens are invading and you need to build a war robot to defeat them.	Day 28 The aliens have taken over. They are impressed by your robot. They want you build one for them.	Day 29 You are hired to build a house entirely out of yellow Legos.	Day 30 There is blizzard. You will need to build a snowmobile			What was your favorite day?

100 Things to do indoors

www.spreadthehappinesst.co.uk



1. Make non-cook playdough, then have a Dough Disco
2. Paint 'our families' portrait
3. Write and make a book
4. Draw flowers or the fruit bowl
5. Learn some laughter yoga
www.robertfrivest.com
6. Finger paint
7. Make a band from kitchen pots and pans
8. Footprint paint
9. Have a dance alarm every 30 minutes
10. Have a Karaoke
11. Send a video message to family and friends to get them busy
12. Have a birthday party for a pet or cuddly toy
13. Have an indoor picnic
14. Discover your favourite story and share it together
15. Order books alphabetically
16. Have an indoor treasure hunt
17. Dress up in adult shoes
18. Find a fairy door in your house or garden
19. Do the Hokey Cokey
20. Take a selfie through a toilet roll tube and pretend you are on the moon



21. Make cards for everyone at home
22. Get some sheets to flap and pretend they are the waves and jump in
23. Make cakes
24. Get material or cardboard and make mermaid or merman's tails
25. Get all the chairs together and make a bus. play conductors and drivers
26. Make a camp in your bed
27. Make a dark den and use a torch
28. Write a letter to a neighbour or friend
29. Colour in a colouring book or draw a picture
30. Make wool or string hair over a chair
31. Have a pamper day
32. Have a scrunched up paper fight (from recycling)
33. Make ice lollies with cordial and water
34. Make sandwiches in strange shapes
35. Make a pretend car from boxes/furniture
36. Learn a rhyme or poem
37. Make paper aeroplanes
38. Have a pirate adventure, make boats from boxes or furniture
39. Blow bubbles and catch them
40. Make a number frieze for the wall, decorate



61. Play I spy
62. Open your windows and sing out a song
63. Learn Days of the Week Song
64. Play musical statues
65. Learn a Beatles song
66. Learn a Queen song
67. Make an indoor restaurant and serve your family
68. Have a toy's tea party
69. Roll balls down the stairs
70. Be superheroes with capes
71. Eat cereal with a gigantic spoon
72. Have an ice cream party
73. Enter an online competition to win a prize
74. Vacuum your home
75. Polish your home
76. Fold up sheets
77. Use a sheet as a parachute to fluff up and hide under and play parachute games
78. Make binoculars with toilet rolls and look out the window at the birds
79. Make yoghurt pot telephones
80. Make a junk model rocket as large as you can



41. Read Pirate George series available on Kindle
42. Make a papier mache sculpture over a balloon
43. Keep a balloon up in the air game
44. Play a board game
45. Play hide and seek
46. Play dominoes
47. Learn a card game
48. Make smoothies
49. Perform a puppet show
50. Make shadow puppets
51. Make finger/sock puppets
52. Choreograph a dance or learn a dance routine
53. Have an upside down meals day, lunch for breakfast etc.
54. Learn a sing-along for Spread the Happiness TV
55. Learn to cook something new
56. Learn Brilliant Beast Song on Spread the Happiness TV YouTube Channel
57. Leave happy notes all around the house
58. Make a fitness routine and put your family through their paces
59. Using vegetables, make characters
60. Dance and sing to Knees up Mother Brown



81. Create a comedy show
82. Pretend to conduct an orchestra to music
83. Hike up your stairs like it is a mountain, so so high
84. Roll around a large space in your home
85. Hop around like a bunny
86. Learn to play sleeping bunnies
87. Learn and act out 5 Little Monkeys
88. Find as many collections of 10 things in your home as you can
89. Dance in the shower
90. Sing in the shower
91. Squirt shaving foam in your hands
92. Make a scrap book of your favourite things, people
93. Play Jack in the Box in a large cardboard box
94. Have a themed party
95. Stay up late to look at the stars with a night time picnic
96. Play apple bobbing
97. Jump on the bed
98. Bash a pinata
99. Do coin rubbing with paper and crayons
100. Play pass the parcel



Extra PE using the Real PE scheme we follow at school

Website: home.jasmineactive.com

Parent email: parent@victoriado-1.com

Password: victoriado

Which celebrities are getting involved?

- [Carol Vorderman](#)

The former *Countdown* presenter has made her [online maths school](#) free for all children aged 4-11 until schools re-open.

- [David Walliams](#)

Children's author and TV personality David Walliams will be releasing a free audio story every day for the next 30 days.

- [Jennifer Garner and Amy Adams](#)

The Hollywood actors have launched a new [Instagram account](#) in aid of charity Save the Children. It features stories told by celebrities.

- [Dan Snow](#)

Dan Snow, also known as The History Guy, is offering free access to his [history documentary channel](#) History Hit for 30 days.

- [Brian Cox](#)

The professor of particle physics and TV personality has said he will be getting involved with "several great initiatives" over the coming weeks. On Saturday, he took part in a Q&A session for the Comic Shambles Network's [Stay At Home Festival](#).

- [Steve Backshall](#)

The naturalist, broadcaster and author will be running a live "wildlife chat" on Facebook, Instagram and YouTube on Wednesday night.

- [Joe Wicks \(aka The Body Coach\)](#)

Fitness coach Joe Wicks has been broadcasting at-home PE lessons for children of all ages. They are broadcast live on his [YouTube channel](#) at 9am every weekday morning.

- [Myleene Klass](#)

The classical musician and radio presenter is offering free music lessons as part of a "Klass timetable" for children stuck at home.

- [Jamie Oliver](#)

Chef Jamie Oliver is hosting a nightly cooking show on Channel 4 to help families plan their meals "in these unique times".

- [Theo Michaels](#)

The former *MasterChef* star is streaming [live cooking classes](#) on his Instagram account and YouTube channel.

- [Dame Darcey Bussell](#)

The former *Strictly* judge's organisation [DDMIX for Schools](#) is hosting a 10-minute "shake up" on Facebook Live every day this week.

- [Ben Fogle](#) <https://www.instagram.com/benfogle/>

Ben Fogle is sharing his adventure stories and giving children wilderness survival tips on his Instagram at 4pm each day.