



## Important Information



*"Oak National Academy is a new collection of high-quality lessons and online resources. Backed by the Government, it has been created in response to the coronavirus lockdown.*

*Their online classroom offers free access to great teachers, delivering video lessons, quizzes and worksheets. Available for both primary and secondary levels, it covers a range of subjects. All of the lessons are ordered so your child can learn along a clear plan. They'll provide new lessons and resources each week.*

*Oak National Academy will fit alongside other resources such as BBC Bitesize to offer a structure for the day for children until schools fully reopen.*

*Oak National Academy was built at speed; at present their resources are for pupils who usually access their schools' curriculum in mainstream education, from reception through to year 10, without significant support or adaptation. They're currently working on providing support for teachers working with pupils with additional needs, and teachers based in specialist settings. Next week they hope to launch materials for pupils not able to access all aspects of their current offer." Information taken from the Oak National Academy website (<https://www.thenational.academy/information-for-parents-pupils/>)*

The Oak National Academy lessons can be accessed here: <https://www.thenational.academy/online-classroom>

**As you are aware, at Victoria Dock Primary School we provide a home learning pack every week which is created by our class teachers. Although we have these plans already in place, we understand that some families may prefer to work from the materials made available through the Oak National Academy. This is absolutely fine and we are thrilled to see so many children learning at home and taking the opportunity to also do all kinds of things at home which are not usually taught in the classroom.**

**Feel free to continue to use our home learning grids (like the one below) or the lessons provided by the Oak National Academy. Either way, we would love you to keep in touch and show us the wonderful things you are doing at home, using Seesaw, Clasdojo or Twitter.**

**Stay safe and we look forward to returning to school to see everyone's smiling faces.**

Year 2 Home Learning Grid  
Week Commencing 27.04.2020  
**Work to be completed in home learning books**

	1	2	3	4
<b>Spelling</b>	<p style="text-align: center;"><u>Suffix fortune teller</u></p> <p>Follow the instructions to create your fortune teller.</p> <p>Use it with your family.</p> <p>Can you use any of the words in sentences?</p>	<p style="text-align: center;"><u>less and ly word search</u></p> <p>Can you find the less and ly words?</p> <p>Can you write a silly sentence containing a few of these words?</p>	<p style="text-align: center;"><u>Contractions</u></p> <p>Can you write down the contractions and put them into a sentence?</p>	<p style="text-align: center;"><u>Adding Suffixes</u></p> <p>Complete the activity and write the words in sentences.</p>
<b>Reading</b>	<p style="text-align: center;"><u>Bedtime story</u></p> <p>Create a video of you telling a 'bedtime story'. Upload to Seesaw or dojo.</p>	<p style="text-align: center;"><u>Book cover</u></p> <p>Create a front cover for a story you have written. Then create a blurb.</p>	<p style="text-align: center;"><u>Character Investigation</u></p> <p>Choose a character from one of your favourite books and complete the character investigation.</p>	<p style="text-align: center;"><u>Sunflower life cycle Reading Comprehension</u></p> <p>Read the text and answer the questions.</p>
<b>Writing</b>	<p style="text-align: center;"><u>Film review</u></p> <p>Write a review of your favourite film.</p> <p>Try to persuade me to watch it!</p>	<p style="text-align: center;"><u>Superhero challenge</u></p> <p>Imagine you are a superhero.</p> <p>Draw a picture of your costume and label it with your special powers.</p>	<p style="text-align: center;"><u>Creative Writing</u></p> <p>Go onto literacy shed and find a picture to create your own story about. literacyshed.co.uk</p>	<p style="text-align: center;"><u>Your superhero adventures</u></p> <p>Write about an adventure you have as a superhero.</p> <p>Is there a villain? What goes wrong? How do you solve it?</p>
<b>Maths</b>	<p>Follow the link below to see videos for the attached sheets</p> <p><a href="https://whiterosemaths.com/homelearning/year-2/">https://whiterosemaths.com/homelearning/year-2/</a></p> <p>Summer Term Week 2 Lesson 1 – compare lengths</p>	<p>Follow the link below to see videos for the attached sheets</p> <p><a href="https://whiterosemaths.com/homelearning/year-2/">https://whiterosemaths.com/homelearning/year-2/</a></p> <p>Summer Term Week 2 Lesson 2 – order lengths</p>	<p>Follow the link below to see videos for the attached sheets</p> <p><a href="https://whiterosemaths.com/homelearning/year-2/">https://whiterosemaths.com/homelearning/year-2/</a></p> <p>Summer Term Week 2 Lesson 3 – four operations with length</p>	<p>Follow the link below to see videos for the attached sheets</p> <p><a href="https://whiterosemaths.com/homelearning/year-2/">https://whiterosemaths.com/homelearning/year-2/</a></p> <p>Summer Term Week 2 Lesson 4 – problem solving</p>

	<u>Music</u>	<u>Topic</u>	<u>Art</u>	<u>PE</u>
Challenges	Research about your favourite music artist and make a poster about them.	Design a quiz for your family. You will need to think of a set of questions and answers which can be grouped into categories. Perhaps you could include forfeits or bonus questions.	Take a virtual tour of the National Gallery. <a href="https://www.nationalgallery.org.uk/visiting/virtual-tours">https://www.nationalgallery.org.uk/visiting/virtual-tours</a>  Which is your favourite painting and why? Find out more about the painting and artist.	Play gonoodle <a href="https://www.gonoodle.com/">https://www.gonoodle.com/</a>  Or Create your own obstacle course either inside or outside.

#### Other useful resources

Check out 'The Reading Realm' on Facebook. They are doing a daily story session with follow up activities and also a daily writing session too.

Cosmic kids – <https://www.youtube.com/user/CosmicKidsYoga>

<https://www.twinkl.co.uk/> Twinkl are offering their services free for a month. Parents can find lots of useful resources on there.

<https://www.youtube.com/user/GoNoodleGames> - Go Noodle is a brilliant way to get children active in the house.

<https://www.youtube.com/user/thebodycoach1> Joe Wicks Live PE sessions 9am or video clips from live sessions.

<https://home.oxfordowl.co.uk/books/free-ebooks/>

<https://Connect.collins.co.uk/school/portal.aspx>

<https://www.edinburghzoo.org.uk/webcams/>

<https://www.common sense media.org>

## Year 1 and 2 Common Exception Words

Year 1			Year 2			
a	is	so	after	cold	hour	path
are	love	some	again	could	improve	people
ask	me	the	any	door	kind	plant
be	my	there	bath	even	last	poor
by	no	they	beautiful	every	many	pretty
come	of	to	because	everybody	mind	prove
do	once	today	behind	eye	money	should
friend	one	was	both	fast	most	steak
full	our	we	break	father	move	sugar
go	pull	were	busy	find	Mr	sure
has	push	where	child	floor	Mrs	told
he	put	you	children	gold	old	water
here	said	your	Christmas	grass	only	who
his	says		class	great	parents	whole
house	school		climb	half	pass	wild
I	she		clothes	hold	past	would

## Year 2 Suffixes

-ing, -ed, -er and -est Fortune Teller

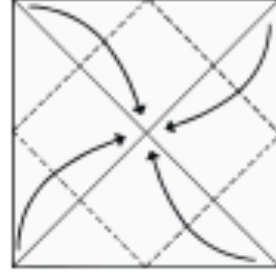
### Instructions

①



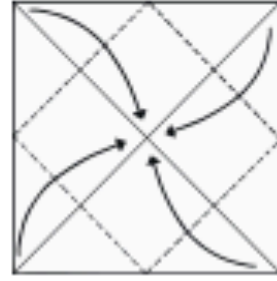
With pictures face down, fold on both diagonal lines. Unfold.

④



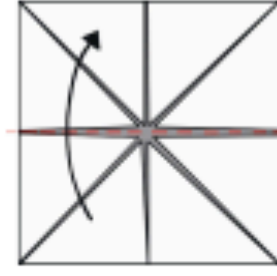
Once again, fold all corners to the centre.

②



Fold all four corners to the centre.

⑤

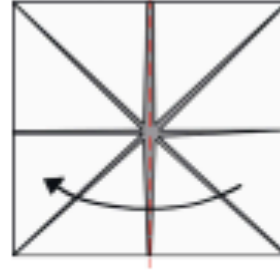


Fold paper in half and unfold.

③



⑥



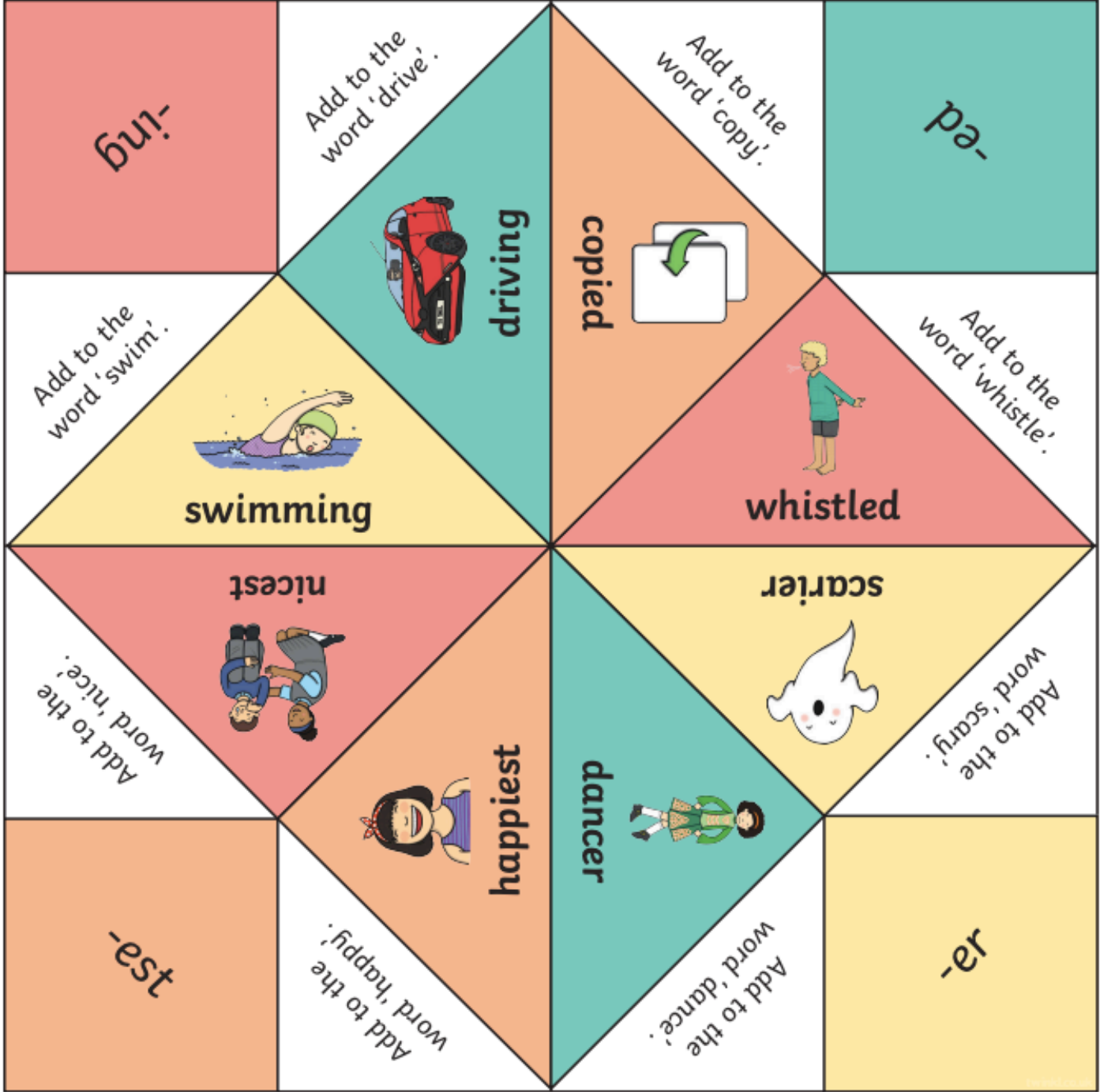
Turn paper over.

Fold in half from top to bottom. Do not unfold.

⑦



Slide thumbs and forefingers under the squares and move the fortune teller back and forth to play.



# The Suffixes -less and -ly

p s c l b h w c j l s c  
w e f p n a b s o f p a  
l q n a o p f e y h o r  
o s p n a p l w l o c e  
v b n f i a q e p e l  
e s l q b l p s s e w e  
l b a d l y e n s l b s  
y o c e f e f s o e e s  
q u i c k l y b s s f s  
s p b q a c n p b s l a  
l a w v o f s l o w l y  
f e a r l e s s c l e o

badly happily slowly fearless  
hopeless lovely quickly  
penniless joyless careless



# Eggy Contractions



+



The Easter Bunny hasn't been  
seen tonight.



+



+



+



+









# Character Investigation

Choose a character from the book. Draw a picture in the middle box and answer the questions.

What are the important facts about the character?

---

---

---

---

---

---

---

Name of character:

---

What are the character's thoughts and feelings in the story?

---

---

---

---

---

---

---



What are some of the inferred character traits?

---

---

---

# Sunflower Plant Life Cycle

Sunflowers are a type of flowering plant. They originally came from North America. There are around 60 different types of sunflower! They can be yellow, dark red and orange. Two types are the 'American Giant' and the 'Big Smile'. The tallest sunflower on record was 9.17 metres (30 feet 1 inch) tall and was grown by Hans-Peter Schiffer in

1



What happens during the first stage?

Seed and Germinating Seed

During the first stage of the sunflower life cycle, the seed is planted in soil or compost in spring when it is warmer. The seeds are black and white striped or just black. The seeds have a hard coat that helps protect the seed. Next, the seed begins to sprout roots 1-2 weeks after planting.

2



What happens during the second stage?

Seedling and Shoot

During the second stage, a seedling grows above ground and a few leaves appear on the stem of the plant. Underground, roots continue to grow to keep the sunflower planted in the ground.

3



What happens during the third stage?

Bud and Bloom

During the third stage, the plant grows taller and stronger, facing towards the sun. After 30 days, the bud forms. Then the flower head opens and after around 90 days, the sunflower will be fully grown.

4



What happens during the fourth stage?

Wilt and Regrowth

At the end of the summer the flower petals will start to wilt. This is the final stage of the life cycle, when the plant dies. The flower shrivels and the seeds from its head fall onto the ground. There can be up to 2000 seeds! Some of the seeds settle in the ground and then begin the new life cycle of the next sunflower.

# Questions about the Sunflower

1. How many different types of sunflower are there?

---

---

2. What colours can sunflowers be?

---

---

3. How tall was the tallest sunflower ever grown?

---

---

4. Why is the sunflower seed planted in spring?

---

---

5. What colour are the seeds?

---

---

6. What grows above ground and underground during the second stage?

---

---

7. When does the bud form?

---

---

8. What happens when the flower shrivels?

---

---

9. How many new seeds can fall from the head of the shrivelled flower?

---

---