



# Home Learning Grid


## Year 1

Week Commencing – 20.04.20

Work to be completed in workbooks.

	1	2	3	4	5
<b>Phonics/ Spelling</b>	<p><u>Sound oy</u> Watch Geraldine search for the oy sound at home. <a href="https://www.youtube.com/watch?v=aodJQr-WJLk">https://www.youtube.com/watch?v=aodJQr-WJLk</a></p> <p>Can you practise writing the sound down in your best handwriting?</p> <p>Can you sound button the flashcards and read the words?</p> <p>Play a phonics game from one of the websites below:</p> <p><a href="https://epicphonics.com/resources/phase/5">https://epicphonics.com/resources/phase/5</a></p> <p><a href="http://www.familylearning.org.uk/phonics_games.html">www.familylearning.org.uk/phonics_games.html</a></p> <p><a href="http://www.phonicsplay.co.uk">www.phonicsplay.co.uk</a></p>	<p><u>Sound ir</u> Watch Geraldine search for the ir sound at home. <a href="https://www.youtube.com/watch?v=7ta_KKUU-98">https://www.youtube.com/watch?v=7ta_KKUU-98</a></p> <p>Can you practise writing the sound down in your best handwriting?</p> <p>Can you sound button the flashcards and read the words?</p> <p>Play a phonics game from one of the websites below:</p> <p><a href="https://epicphonics.com/resources/phase/5">https://epicphonics.com/resources/phase/5</a></p> <p><a href="http://www.familylearning.org.uk/phonics_games.html">www.familylearning.org.uk/phonics_games.html</a></p> <p><a href="http://www.phonicsplay.co.uk">www.phonicsplay.co.uk</a></p>	<p><u>Sound ue</u> Watch Geraldine search for the ue sound at home. <a href="https://www.youtube.com/watch?v=7BOih-iw1u4">https://www.youtube.com/watch?v=7BOih-iw1u4</a></p> <p>Can you practise writing the sound down in your best handwriting?</p> <p>Can you sound button the flashcards and read the words?</p> <p>Play a phonics game from one of the websites below:</p> <p><a href="https://epicphonics.com/resources/phase/5">https://epicphonics.com/resources/phase/5</a></p> <p><a href="http://www.familylearning.org.uk/phonics_games.html">www.familylearning.org.uk/phonics_games.html</a></p> <p><a href="http://www.phonicsplay.co.uk">www.phonicsplay.co.uk</a></p>	<p><u>Sound aw</u> Watch Geraldine search for the aw sound at home. <a href="https://www.youtube.com/watch?v=7xvdbR6g060">https://www.youtube.com/watch?v=7xvdbR6g060</a></p> <p>Can you practise writing the sound down in your best handwriting?</p> <p>Can you sound button the flashcards and read the words?</p> <p>Play a phonics game from one of the websites below:</p> <p><a href="https://epicphonics.com/resources/phase/5">https://epicphonics.com/resources/phase/5</a></p> <p><a href="http://www.familylearning.org.uk/phonics_games.html">www.familylearning.org.uk/phonics_games.html</a></p> <p><a href="http://www.phonicsplay.co.uk">www.phonicsplay.co.uk</a></p>	<p><u>Tricky Words!</u> <u>Read the tricky words – can you say a sentence with the word in?</u> <u>Can you write it down?</u></p> <p><u>Learn the spellings – spelling rule the v sound at the end of the word:</u></p> <ul style="list-style-type: none"> <li>• have</li> <li>• live</li> <li>• give</li> <li>• love</li> <li>• above</li> <li>• serve</li> <li>• active</li> <li>• massive</li> </ul> <p>Talk about the words with your child – do they understand the meaning? Look the words up together in a dictionary. Ask them when they have heard the word before? Can you think of sentences with the word in together? Can your child write down the words and learn them?</p>

<p><b>Reading</b></p>	<p><a href="https://www.oxfordowl.co.uk/for-home/">https://www.oxfordowl.co.uk/for-home/</a></p> <p>Username: year1am Password: read  Username: year1ea Password: read  Username: year2ai Password: read</p> <p>Choose an online ebook to read – use your phonics to sound out the words.</p>	<p><a href="https://www.oxfordowl.co.uk/for-home/">https://www.oxfordowl.co.uk/for-home/</a></p> <p>Username: year1am Password: read  Username: year1ea Password: read  Username: year2ai Password: read</p> <p>Choose an online ebook to read – use your phonics to sound out the words.</p>	<p><a href="https://www.oxfordowl.co.uk/for-home/">https://www.oxfordowl.co.uk/for-home/</a></p> <p>Username: year1am Password: read  Username: year1ea Password: read  Username: year2ai Password: read</p> <p>Choose an online ebook to read – use your phonics to sound out the words.</p>	<p><a href="https://www.oxfordowl.co.uk/for-home/">https://www.oxfordowl.co.uk/for-home/</a></p> <p>Username: year1am Password: read  Username: year1ea Password: read  Username: year2ai Password: read</p> <p>Choose an online ebook to read – use your phonics to sound out the words.</p>	<p><a href="https://www.oxfordowl.co.uk/for-home/">https://www.oxfordowl.co.uk/for-home/</a></p> <p>Username: year1am Password: read  Username: year1ea Password: read  Username: year2ai Password: read</p> <p>Choose an online ebook to read – use your phonics to sound out the words.</p>
<p><b>Writing</b></p>	<p>Watch the video <a href="https://www.literacyshed.com/uploads/1/2/5/7/12572836/owl_babies_-_youtube_854.mp4">https://www.literacyshed.com/uploads/1/2/5/7/12572836/owl_babies_-_youtube_854.mp4</a></p> <p>How did the owl babies feel that night? Use the worksheet below if you want or make your own thought bubbles about how the owl babies felt.</p>	<p>What could the owl babies hear in the woods that night? Can you write in sentences using capital letters and full stops. Try to include a conjunction – and, so, because in your writing.</p> <p>Super Challenge – practise writing your sentences using your pre-cursive handwriting.</p>	<p>Have a look at the sheet – what can you tell me about the owl babies? Can you try and write some sentences about different parts of the book?</p> <p>Extra challenge *  Can you write a character description? Remember to use adjectives to describe the owls.</p>	<p>Listen to the story again – <a href="https://www.literacyshed.com/uploads/1/2/5/7/12572836/owl_babies_-_youtube_854.mp4">https://www.literacyshed.com/uploads/1/2/5/7/12572836/owl_babies_-_youtube_854.mp4</a></p> <p>Can you draw your own story map like mine about the story? Can you retell the story to a grown up?</p>	<p>Can you re-tell the story using a story mountain?</p> <p>Remember!  Who and where at the beginning of the story.</p> <p>Think about what the characters are doing in the build up.</p> <p>What went wrong? What is the dilemma?</p> <p>Phew – what helped fix the problem?</p> <p>What happened at the end? How did they all feel?</p>
<p><b>Maths</b></p>	<p>Summer Term Week 1 Lesson 1  <a href="https://whiterosemaths.com/homelearning/year-1/">https://whiterosemaths.com/homelearning/year-1/</a></p>	<p>Summer Term Week 1 Lesson 2  <a href="https://whiterosemaths.com/homelearning/year-1/">https://whiterosemaths.com/homelearning/year-1/</a></p>	<p>Summer Term Week 1 Lesson 3  <a href="https://whiterosemaths.com/homelearning/year-1/">https://whiterosemaths.com/homelearning/year-1/</a></p> <p>Get the activity – work through the suggested activity.</p>	<p>Summer Term Week 1 Lesson 4  <a href="https://whiterosemaths.com/homelearning/year-1/">https://whiterosemaths.com/homelearning/year-1/</a></p> <p>Get the activity – work through the suggested activity.</p>	<p>Summer Term Week 1 Lesson 5  <a href="https://whiterosemaths.com/homelearning/year-1/">https://whiterosemaths.com/homelearning/year-1/</a></p> <p>Get the activity – work through the suggested activity.</p>

	<p>Get the activity – work through the suggested activity.</p> <p>Don't forget to keep practising counting in 2's, 5's and 10's ☺</p>	<p>Get the activity – work through the suggested activity.</p> <p>Don't forget to keep practising counting in 2's, 5's and 10's ☺</p>	<p>Don't forget to keep practising counting in 2's, 5's and 10's ☺</p>	<p>Don't forget to keep practising counting in 2's, 5's and 10's ☺</p>	<p>Don't forget to keep practising counting in 2's, 5's and 10's ☺</p>
<p><b>Challenge</b></p>	<p><u>History</u></p> <p>Can you make a family tree? Speak to your parents/grandparents/aunties/uncles to discover who is in your family? Think about how you can present your work.</p> 	<p><u>Geography</u></p> <p><b><u>Our Country – United Kingdom</u></b></p> <p><b><u>Using a map...</u></b></p> <p>Can you find out which countries make up the UK?          What are the capital cities of the countries that make up the UK?          Can you identify them on a map?          Can you find 3 places by the sea in the UK?          Can you find 3 rivers in the UK?          Can you find 3 mountains or hills in the UK?</p>	<p><u>Art</u></p> <p>Can you draw/colour/paint the flags for the countries that make up the UK or the Union Jack?</p> <p>Can you design a new flag for the UK?</p>	<p><u>ICT</u></p> <p>Can you research our country?</p> <p>Can you find out some fun facts and retrieve some information about the UK?</p> <p>Find a fact out about each country in the UK.</p>	<p><u>PE</u></p> <p>Cosmic Kids Yoga          Joe Wicks PE          Go Noodle</p>

Resources – phonics

oy

toy

loyal

royal

boy

enjoy

boy

joy

ahoy

soy

ir

thirst

thirteen

skirt

third

first

girl

bird

birth

shirt

ue

blue

clue

glue

true

untrue

argue

tissue

statue

rescue

aw

drawn

saw

shawl

crawl

claws

raw

paw

lawn

jaw

Tricky Words

oh

© www.letters-and-sounds.com

their

© www.letters-and-sounds.com

people

© www.letters-and-sounds.com

Mr

© www.letters-and-sounds.com

Mrs


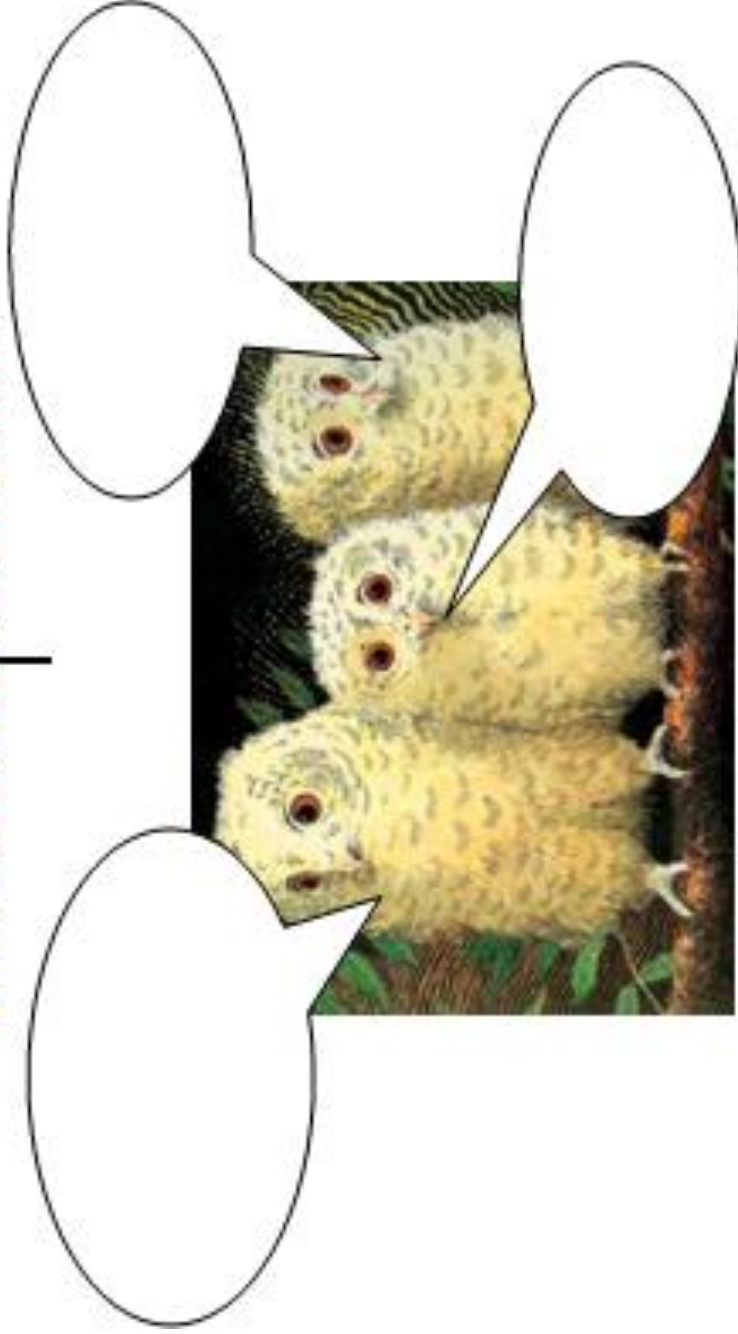
looked

Monday

Owl Babies

What else could the Owl Babies have said to each other that night?

Think about the patterns in the story .....



In the deep, dark wood  
the owl babies could  
hear.....



Tuesday

---

---

---

---

---

---

---

---

---

---

Can you write some sentences about the Owl Babies?  
Here is one to start you off....



**The Owl Babies missed their mummy.**

You can write about Percy, Sarah or Bill, you could write what they said, how they felt, what they thought, what they did.....

.....

.....

.....

.....

.....


.....

.....



Can you draw out your own story map of the story Owl Babies?

Can you re-tell it to your grown up?



2. The Build-up

---

---

---

---

---

---

---

---

3. The Dilemma

---

---

---

---

---

---

---

---

4. The Resolution

---

---

---

---

---

---

---

---

1. The Beginning

---

---

---

---

---

---

---

---

5. The Ending

---

---

---

---

---

---

---

---

