



















Practical Phonics ideas

Phase 2 Sounds

s	a	t	p	i	n	m	d
							
g	o	c	k	ck	e	u	r
							
h	b	f	ff	l	ll	ss	
							



Reahel (2)



Sorting objects by initial sounds

Children can sort the objects from around the house into groups according to their initial sound.

You could start with SATPIN like in the pictures and then move onto the other sounds from phase 2.



Hit the sound/splat

Use a nerf gun/water pistol/fly swatter. Write the sound on the ground with chalk or scatter paper sounds on the floor.

Grownup says, "hit the sound k", "hit the sound ___" and child to find the sound as quickly as they can. You could make it a competition between siblings or between the child and their grownup.

Musical sounds

Play musical statues/bumps but every time the grownup stops the music show a sound for the child/children to say. Repeat this as many times as you can.

Play musical chairs but instead of chairs lay the sounds on the floor. Every time the grownup stops the music, they say a sound and the child/children need to find it/sit on it.





Stomp and read

Children to practice blending. Make cvc (consonant-vowel-consonant) words like cat, pin and dog (using big letter sounds like stepping stones). Children to jump/hop/stomp on each sound and saying them out loud. Children to hear the sounds and try to blend the word. Children could draw a picture for

each word they have read.

Egg-cellent phonics blending


Twist the egg to form different cvc words. The children are to sound out the words and blends. The children might enjoy making these with their grownup.



3 in a row

Make a simple grid with phase 2 sounds or cvc words like cat, dog, sip. Take turns with a partner to read a sound/word and place a counter on it. The first person to get 3 in a row wins the game.

This can also work with phase 3, 4 & 5 letter sounds and trickier words as you go along.



Phonics Hopscotch









Write the phase 2 sounds in the squares of the hopscotch. Throw a stone and say the sound that the stone hits.

Name: _____


Directions: Color or dab the missing vowel.

What's in the Middle?



 m _ p	<p>a</p> <p>o</p> <p>i</p>	 b _ g	<p>o</p> <p>a</p> <p>u</p>	 h _ n	<p>o</p> <p>e</p> <p>a</p>
 d _ g	<p>e</p> <p>a</p> <p>i</p>	 h _ p	<p>a</p> <p>o</p> <p>i</p>	 n _ p	<p>a</p> <p>e</p> <p>o</p>
 w _ t	<p>o</p> <p>e</p> <p>i</p>	 h _ t	<p>i</p> <p>e</p> <p>a</p>	 d _ g	<p>a</p> <p>i</p> <p>o</p>

FIND A WORD



cat



van



jam



pan

j	s	a	d	p
v	a	l	r	a
a	p	a	z	n
n	e	b	a	g
t	m	s	c	o
b	f	c	a	t
a	q	i	s	n
t	g	d	a	h
k	j	a	m	l
c	a	p	y	b



bag



cap



sad



bat




Name: _____

Name _____



Beginning Sounds

Directions: Look at the picture. Write the letter for each beginning sound.

 _ am	 _ ab	 _ ag
 _ at	 _ an	 _ am
 _ ap	 _ ap	 _ an
 _ an	 _ at	 _ at

Name: _____

CVC Pictures

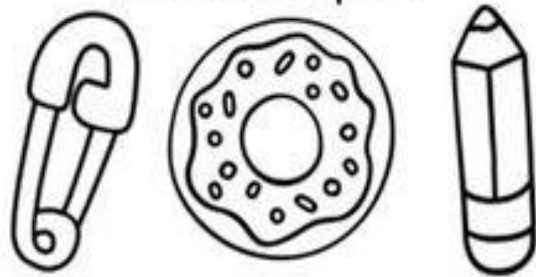


Read the sentence and color the matching picture.


I see a cup.




I see a pin.



I see a rat.



I see a jet.




I see a mop.



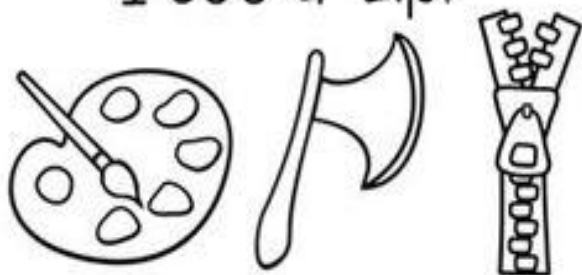
I see a cap.



I see a sun.




I see a zip.



read and find

Short a

- cat
- man
- ham
- cab
- fan
- jam
- nap
- tag
- mat
- bag












Name: _____



Egg Word Families

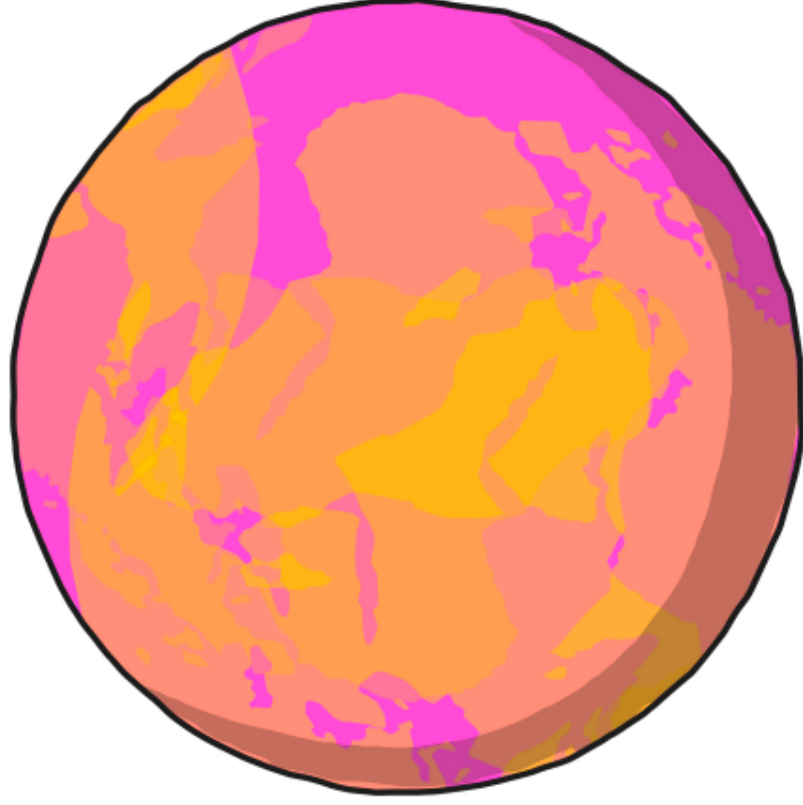
Color the words that match the word family.



Planet Real




Planet Nonsense






pin




pet




tip



mat




pan




sat



cup




ab




pim



pop




ob




liss



cag




nud




hin



reb



reb



meck

s,a,t,p,i,n Read and Race

The board game path consists of the following words and letters in order:

- Start
- at
- sip
- sat
- pat
- pip
- nap
- tan
- an
- a
- sit
- in
- nip
- tap
- sap
- tin
- pan
- tip
- pip
- sat
- pin
- nip
- nap
- Finish

Snails with letters are placed on the path:

- Snail with 's' on the path between 'at' and 'sip'.
- Snail with 'a' on the path between 'pat' and 'tap'.
- Snail with 't' on the path between 'tan' and 'in'.
- Snail with 'p' on the path between 'pan' and 'pip'.
- Snail with 'i' on the path between 'tin' and 'pin'.
- Snail with 'n' on the path between 'nip' and 'nap'.

Instructions

1. Roll the dice.
2. Sound out to blend the word you land on.
3. Who will finish first?

qu,ch,sh,th,ng Read and Race

Start

qu

this

quiz

shock

with

thick

quit

fish

th

quick

ch

shell

song

quack

shop

wing

liquid

shed

rung

chop

ship

Finish

chin

ch

rich

check

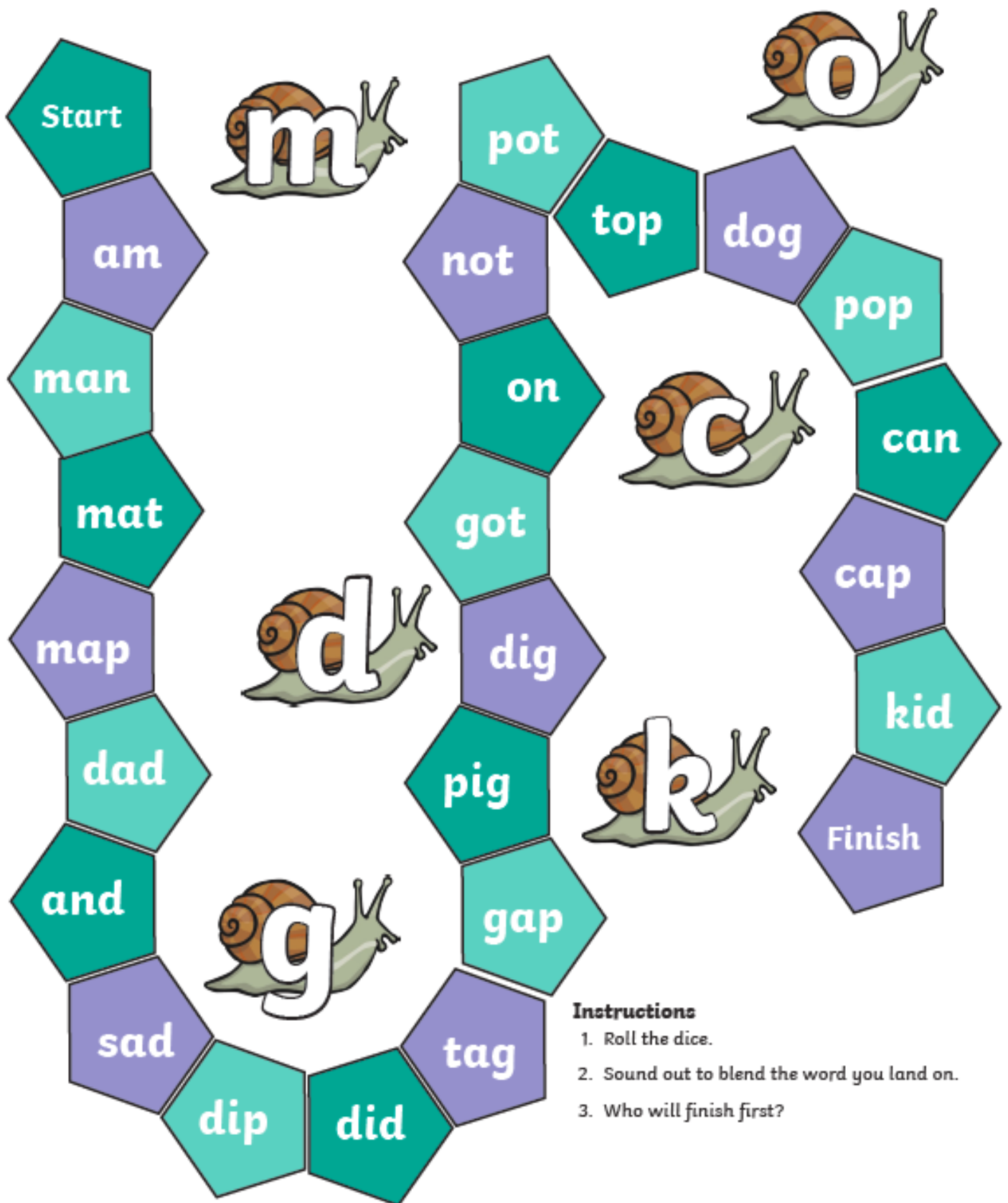
much

sh

Instructions

1. Roll the dice.
2. Sound out to blend the word you land on.
3. Who will finish first?

m,d,g,o,c,k Read and Race



Instructions

1. Roll the dice.
2. Sound out to blend the word you land on.
3. Who will finish first?

j,v,w,x,y,z,zz Read and Race

Start

jam

jet

jog

van

vet

will

win

wag

web

wax

mix

box

fix

six

yap

yell

yes

zip

buzz

fizz

velvet

zigzag

cobweb

Finish

j

v

w

x

y

z

zz

Instructions

1. Roll the dice.
2. Sound out to blend the word you land on.
3. Who will finish first?

f,ff,l,ll,ss Read and Race

Start

of

if

fit

fun

huff

fan

off

leg

lap

lot

bell

doll

tell

sell

dull

less

hiss

mess

boss

pass

kiss

laptop

fusspot

Finish

f

ff

l

ll

Instructions

1. Roll the dice.
2. Sound out to blend the word you land on.
3. Who will finish first?

ck,e,u,r,h,b Read and Race

Start

kick

sock

sack

pick

pack

get

ten

pen

net

men

neck

mum

run

cup

sun

rat

rug

had

him

hop

back

big

bus

Finish

ck

e

u

h

b

Instructions

1. Roll the dice.
2. Sound out to blend the word you land on.
3. Who will finish first?